

अखिल भारतीय आयुर्विज्ञान संस्थान, नई
दिल्ली

ALL INDIA INSTITUTE OF MEDICAL SCIENCES, New Delhi

विवरणिका
PROSPECTUS



2018

FOR AIIMS NEW DELHI:

- ✓ BACHELOR OF OPTOMETRY
- ✓ B.SC.(H) MEDICAL TECHNOLOGY IN RADIOGRAPHY
- ✓ B.SC. COURSE IN DENTAL OPERATING ROOM ASSISTANT
- ✓ B.SC. COURSE IN DENTAL HYGINE
- ✓ B.SC. COURSE IN OPERATION THEATRE TECHNOLOGY.
- ✓ B.SC.(H) NURSING
- ✓ B.SC. (POST BASIC)

FOR AIIMS BHUBNESWAR:-

- ✓ MEDICAL LABORATORY TECHNOLOGY (MLT)
- ✓ OPERATION THEATRE & ANAESTHESIOLOGY TECHNOLOGY (OTAT)
- ✓ MEDICAL TECHNOLOGY & IMAGING THERAPY (MTIT)





All India Institute of Medical Sciences
Ansari Nagar
New Delhi 110608
Web site: www.aiims.edu



All India Institute of Medical Sciences
Bhopal
Saket Nagar
Bhopal 462020
Madhya Pradesh
Web site: www.aiimsbhopal.edu.in



All India Institute of Medical Sciences
Bhubaneswar
Sijua
Ptarpada
Bhubaneswar 751019
Odisha
Web site: www.aiimsbhubaneswar.edu.in



All India Institute of Medical Sciences
Jodhpur
Bansi Industrial Area 2
Jodhpur 342005
Rajasthan
Web site: www.aiimsjodhpur.edu.in



All India Institute of Medical Sciences Patna
Phulwarisharif
Patna 801505
Bihar
Web site: www.aiimspatna.org



All India Institute of Medical Sciences Raipur
Tatibandh
GE Road
Raipur 492099
Chhattisgarh
Web site: www.aiimsraipur.edu.in



All India Institute of Medical Sciences Rishikesh
Virbhadraroad
Rishikesh 249201
Uttarakhand
Web site: www.aiimsrishikesh.edu.in

IMPORTANT DATES AT A GLANCE

Date of Uploading Prospectus and Registration of Online Application through web portal	23rd March, 2018 (Friday)
Last Date for Online Registration of Application on AIIMS website www.aiimsexams.org	12th April, 2018 (Thursday) (upto 5:00 PM)

IMPORTANT NOTICE

1. fill the online application carefully. It may not be possible to make changes after Registration as indicated:
2. Any Amendment / rectification / change / editing is NOT allowed with regard to Name / Date of Birth and Category i.e. SC /ST / OBC (NCL) /UR/ OPH and Examination Centre after submitting the application fees through Debit / Credit Card / Internet Banking. Images once uploaded cannot be changed later.
3. Other changes in the Online Registration / Application i.e. Father Name, Mother's Name, Gender, Nationality, Marital Status, Sponsored to General, General to Sponsored etc. will not be permitted after 12.04.2018 (Last date of Registration).
4. Applicants may note that further correspondence will NOT be entertained in this regard.

SCHEDULE FOR UPLOADING OF STATUS AND ADMIT CARDS

FOR DELHI AIIMS :

- i) BACHELOR OF OPTOMETRY ii) B.SC.(H) MEDICAL TECHNOLOGY IN RADIOGRAPHY
- iii) B.SC. COURSE IN DENTAL OPERATING ROOM ASSISTANT iv) B.SC. COURSE IN DENTAL HYGINE
- v) B.SC. COURSE IN OPERATION THEATRE TECHNOLOGY.

FOR AIIMS BHUBNESWAR :-

- i) MEDICAL LABORATORY TECHNOLOGY (MLT) ii) OPERATION THEATRE & ANAESTHESIOLOGY TECHNOLOGY (OTAT) iii) MEDICAL TECHNOLOGY & IMAGING THERAPY (MTIT)

➤ 3. B.Sc. Nursing (Post-Basic) / B.Sc. (Hons.) Nursing [AT ALL 7 AIIMS]

❖	Date for checking status of application: Accepted & Rejected application with reason for rejection. Applicants are required to check on 23.04.2018 through the Registration Status Tab of their My Page after Login.	23rd April	2018	Monday
❖	Last date for submission of required documents for Regularization of Rejected Application. No correspondence will be entertained after <u>02.05.2018</u> under any circumstances and candidates are requested NOT TO CONTACT the Examination Section.	02nd May	2018	Wednesday
❖	Finalization of Centres and allotment of Roll Nos and uploading of Admit Card on website www.aiimsexams.org	16th May	2018	Wednesday

Dates for Entrance Examination and Counseling for B.Sc Courses

✚ B.Sc. Nursing (Post-Basic) [AT AIIMS, NEW DELHI]

Entrance Examination [ONLY ONLINE MODE] (Evening Shift)	02nd June	2018	Saturday
Expected Date of Declaration of Examination Results (Stage-1)	09th June	2018	Saturday
Interview & Personnel Assessment	20th June	2018	Wednesday
Declaration of Final Result	22nd June	2018	Friday

1. FOR Delhi AIIMS : i) Bachelor of Optometry , ii) B.Sc. (H) in Medical Technology in Radiography, iii) B.Sc. course in Dental Operating Room Assistant, iv) B.Sc. course in Dental Hygiene, v) B.Sc. course in Operation Theatre Technology
2. For Bhubneswar AIIMS : i) Medical Laboratory Technology, ii) Operation Theatre & Anaesthesiology Technology (OTAT), iii) Medical Technology & Imaging Therapy (MTIT)

Entrance Examination [ONLY ONLINE MODE] (Morning Shift)	09th June	2018	Saturday
Expected Date of Declaration of Examination Results	18th June	2018	Monday
Tentative date of 1 st Online Counseling	10th July	2018	Tuesday
Tentative date of 2 nd Online Counseling *			

Tentative date of Online Open Counseling *			
--	--	--	--

✚ B.Sc. (Hons) Nursing [AT ALL 7 AIIMS]			
Entrance Examination [ONLY ONLINE MODE]	24th June	2018	Sunday
Expected Date of Declaration of Examination Results	29th June	2018	Friday
Tentative date of 1 st Online Counselling [For All 7 AIIMS] *		2018	
Tentative date of 2 nd Online Counselling [FOR ALL 7 AIIMS] *		2018	
Tentative date of Open Counselling [For AIIMS, NEW DELHI only] if seats are vacant *		2018	

*The Counselling process and final dates will be uploaded on the website www.aiimsexams.org separately.



IMPORTANT INFORMATION

APPLICATION & REGISTRATION FEES

Category	Application Fees	Transaction Fees
General / Unreserved (UR)	1500.00	As applicable
Other Backward Classes (OBC)	1500.00	As applicable
Scheduled Caste (SC)	1200.00	As applicable
Scheduled Tribe (ST)	1200.00	As applicable
Person With Benchmark Disability (PWBD)	Nil	Not Applicable
MODE OF PAYMENT:- Through Credit Card / Debit Card / Net Banking		

Display of Results

Results will be available on website www.aiimsexams.org

Result of individual candidate will NOT be informed on telephone and candidates are advised NOT to call the Examination Section for such information.

APPLICATION & REGISTRATION

1. All Applicants are advised to read the Prospectus and Help Manual carefully before starting of online registration and ensure that no column is left blank. In the event of rejection of the application form, no intimation will be provided and no correspondence / request for reconsideration will be entertained.
2. Most problems in online registration occurs when the applicant has not followed instructions laid down in the Prospectus and Help Manual or have started online registration without reading the Prospectus or Help Manual
3. Please do not wait till the last moment for registration (CHECK THE LAST DATE FOR REGISTRATION)
4. Candidate applying under OBC category must possess valid caste certificate by the competent authority issued within last one year prior to 1st date of Online Counselling. The Certificate must be valid for admission in Central Govt. Institutions.
5. In the event of NetBanking / Debit Card / Credit Card not being accepted, AIIMS shall not be responsible for non-payment (kindly check your Status in MY PAGE to confirm)
6. Incomplete applications will be rejected.
7. Applicants may familiarize themselves with the method of Examination by taking the Mock Test available on the website: www.aiimsexams.org after upload of Admit Card.
8. Please visit www.aiimsexams.org regularly for latest notification / announcement as well as any Addendum / Dedendum / Corrigendum / Latest updates etc. regarding the Examination.
9. To facilitate quick redressal of queries use registered email id of Registration Form. Replies / Clarifications will only be given through this email.
10. The list of shortlisted candidates will be made available on the website and email/sms alert to the registered e-mail id/ mobile no. will be sent. No SEPARATE CALL LETTER WILL BE SENT BY POST. Candidates are advised to regularly visit the official website of AIIMS for any upload with regard to admit card, result, counselling etc.

Please save and download a print of the Registration Slip and retain the copy of Registration Slip till completion of admission process

CONTENTS

SL. NO.	PARTICULARS	PAGE NO.
Section 1	Introduction	1
Section 2	Aims and Objectives	2-4
Section 3	Courses Available	2
Section 4	Aims & Objectives of the Courses	2-4
Section 5	Duration & Number of Seats	5-6
Section 6	Reservation of Seats	7-9
Section 7	Admission Requirements	8
Section 8	Schemes of Competitive Entrance Examination & procedure for selection	9-12
Section 9	Requirements for Admission of Foreign Nationals candidates & OIC	13-17
Section 10	Procedure to Apply	
Section 11	Guidelines to Fill REGISTRATION form	13-14
Section 12	Important Instructions	14-17
Section 13	Medical Examination	17
Section 14	Fees and Other Expenses	18
Section 15	Hostel Accommodation	18-19
Section 16	Stipend	19
Section 17	Institute Library	19
Section 18	Code of Conduct for Students	19-21
Section 19	Appendix-I List of Recognised Nursing Colleges	22
Section 20	Appendix-II “ Instruction for Online Application”	22-31
Section 21	Instructions for Uploading Images (Photographs, Signature & Thumb Impression)	36-45
	Proforma for Other Backward Class (OBC) Certificate	46-47
	Form of SC/ST Certificate prescribed	47-48

Frequently Asked Questions Enquiries relating to Entrance Examination (FAQs) Please visit www.aiimsexams.org

1.1 AIIMS, NEW DELHI

An Act of Parliament in 1956 established the All India Institute of Medical Sciences (AIIMS, New Delhi), as an autonomous institution of national importance and defined its objectives and functions. By virtue of this Act, the Institute grants its own medical degrees and other academic distinctions. The degrees granted by the Institute under the All India Institute of Medical Sciences Act are recognized medical qualifications for the purpose of the Indian Medical Council Act and notwithstanding anything contained therein, are deemed to be included in the first schedule of that Act, entitling the holders to the same privileges as those attached to the equivalent awards from the recognized Universities of India.

1.2 SIX OTHER AIIMS

Under the Pradhan Mantri Swasthya Suraksha Yojana 6 new All India Institutes of Medical Sciences have been established similar to AIIMS, New Delhi. Government of India had decided that from Academic Session August, 2013, B.Sc. (Hons) Nursing course will be started in six new AIIMS at Bhopal, Bhubaneswar, Jodhpur, Patna, Raipur and Rishikesh. The proposal is for an intake of 60 students for each **except AIIMS Rishikesh intake of 100 students** for B.Sc. (Hons) Nursing Course. The Ministry after deliberation took the view that selection for admission should be done through the same entrance examination through which candidates are selected for AIIMS New Delhi. The counseling and admission in six new AIIMS will be done by the Ministry of Health & Family Welfare, Government of India. Any dispute in regard to counseling and admission to six new AIIMS will be dealt with by Ministry of Health and Family Welfare, Nirman Bhavan, New Delhi.

AIMS & OBJECTIVES

2.1 AIIMS, NEW DELHI

In the field of Under graduate education, the most essential function of the Institute is to provide opportunities for training teachers for medical colleges in the country in an atmosphere of research and enquiry. The under graduate students are exposed to the newer methods of teaching and given opportunities to actively participate in teaching exercises. The other important objectives of the Institute are to bring together in one place educational facilities of the highest order for the training of personnel in all the important branches of health activity and to attain self-sufficiency in under graduate & postgraduate medical education. The educational principles and practices being adopted are those which are best suited to the needs of the nation.

2.2 SIX OTHER AIIMS

Aims and objectives of the Six other AIIMS institutes are also of similar nature as mentioned above for AIIMS, New Delhi.

B. Post-Graduate Courses:

1. **M.Sc. Nursing:** (i) Cardiological / CTVS Nursing (ii) Oncological Nursing (iii) Neurosciences Nursing (iv) Nephrological Nursing (v) Critical Care Nursing (vi) Paediatric Nursing (vii) Psychiatric Nursing.
2. **M.Sc.:** Anatomy, Biochemistry, Biophysics, Pharmacology, Physiology, Perfusion Technology, Reproductive Biology and Clinical Embryology, Nuclear Medicine Technology and Cardiovascular Imaging and Endovascular Technologies
3. **M. Biotechnology:**

AIMS & OBJECTIVES OF THE COURSES**A. Undergraduate Courses :****1. Bachelor of Optometry****A. Basic Medical Sciences :**

- (i) To achieve general understanding of human biology.
- (ii) To achieve in-depth knowledge of science related to Optometry and ophthalmology (Anatomy, Physiology, Biochemistry, Pharmacology, Microbiology and Optics).

B. Clinical :

The objectives of the clinical work are to enable a candidate to work under the supervision of an ophthalmologist and optometrist so as to understand anatomical, physiological basis of clinical ophthalmology and its implications and applications in optometry and to enable him to:

- (i) Practice independently in hospital, clinics and in community to execute an integrated approach of promotive, preventive, diagnostic and rehabilitative aspects of ophthalmic care.
- (ii) Develop skills to carry out various ophthalmic investigations as directed.
- (iii) Assess disorders of ocular motility and uniocular and binocular functions and give orthoptic and pleoptic exercises as directed.
- iv) Perform refraction and making of glasses.
 - v) Assess contact lens patients and fit contact lenses in various conditions independently.
 - vi) Maintain records of patients, investigation and treatment, follow up records.

C. Machinery and equipment:

To enable the students to understand the principles of equipment used in ophthalmology, perform routine optometry investigations.

2. B.Sc. (Hons.) Medical Technology in Radiography

- (i) To provide basic knowledge of human anatomy and physiology for understanding human biology.
- (ii) To provide basic understanding of the beneficial and harmful effect of X-ray radiation and protective measures while working with it and physical principles

- (iii) To train the student to operate X-ray and other imaging equipments, perform all Routine radiographic techniques and produce images of good diagnostic quality with minimum radiation dose.
- (iv) To train a student to work independently as a competent imaging technologist and produce teachers for the future.

3. **B.Sc. (Hons.) Nursing**

- (i) To develop in a student the qualities of a nurse who can provide comprehensive nursing care to the sick admitted to the hospital with varied medical and surgical conditions.
- (ii) To train a student as midwife, able to give necessary supervisory care and services to women during pregnancy, labour and postpartum period, to conduct deliveries on her own responsibility and to take care of the newborn and the infant.
- (iii) To impart training to the student so as to enable her to teach and supervise appropriate nursing and health care to patients, families, the general public and other co-operating personnel in the health care delivery system, thus taking part in the promotion of health, prevention of disease and in rehabilitation.

4. **B.Sc. Nursing (Post-Basic) :**

- (i) To train nurses to provide comprehensive nursing care to patients/clients that contribute to health of individuals, families and communities in preventive, promotive, curative and restorative health care delivery system.
- (ii) To develop skills in nursing management and teaching at basic level.
- (iii) To produce nurses who can demonstrate communication skills, leadership Qualities and decision making abilities in various situations.

5. **B.Sc. IN DENTAL OPERATING ROOM ASSISTANT**

Aim of the Course: the course aims to produce caring, knowledgeable, competent and skillful professionals, who are above to accept professional responsibility for their contribution to the effective and safe care of patients. These professionals will appreciate the need for continuing professional development and apply advances in relevant knowledge throughout their career.

6. **B.Sc. IN DENTAL HYGINE**

Aim of the Course: the course aims to produce caring, knowledgeable, competent and skillful professionals, who are above to accept professional responsibility for their contribution to the effective and safe care of patients. These professionals will appreciate the need for continuing professional development and apply advances in relevant knowledge throughout their career.

7. **B.Sc. COURSE IN OPERATION THEATRE TECHNOLOGY**

The course has been planned to upgrade the standard for the hospital operating theatre assistant. The students who have passed 10+2 schooling or equivalent to that or who are already working in the OT are planned to receive training. Very few Government hospitals in our country have got the facility for this course.

T

b

The proposed training in this field will enable them to learn systematically the theoretical and practical aspects of operating room techniques and enable us to select trained technicians in this field. It has become essential as very highly technology oriented equipment of different types like anaesthesia machines & monitors, pain management devices, and other surgical equipments are commonly used in the modern operation theatre and ICU.

SCOPE:

- i. The Course prepares the operating theatre technologist to work as a competent and reliable member of the health care team who can work harmoniously with doctors, nursing and other health care support staff for effective delivery of patient care.
- ii. Training also focuses on the knowledge and skills of monitoring infection control policy and procedures in the operating theatre.
- iii. This programme prepares individuals to assist anaesthesiologists, and surgeons in developing and implementing patient anaesthesia care plans, including preoperative, operation theatre, recovery room, post-operative care, intensive care procedures and pain interventions procedures.
- iv. The program is intended to equip the candidates in modern day operation room technology including patient data collection and adherence to safety check lists, communication and soft skills, ethics, safe transfer of patient, in and out of operation theatre.
- v. The candidate will be trained for perioperative management includes patient data collection, airway management, assisting the administration and monitoring of regional and peripheral nerve blockades, support therapy, adjusting anaesthetic levels during surgery, inter-operative monitoring, postoperative procedures, pain clinics and patient education.
- vi. Course will also prepare candidate to provide the anaesthesia support services & surgical care basics like manifold system, central sterilization system, installation, maintenance, basic care and troubleshooting of various electrosurgical devices, laparoscopic, endoscopic and robotic instruments, basic asepsis, wound care and dressing, common surgical procedures like catheterization, chest and abdominal drainage, basic knowledge of common surgical instruments and suture materials, safe use and disposal of sharps, universal precautions, biomedical waste management and administrative tasks.

5 (A) NUMBER OF SEATS:

	Name of Disipline	Total seats	UR	SC	ST	OBC	Foreign National.	AIIMS / Spons (Over and Above)
A.	B. Sc courses for AIIMS Delhi							
1.	Bachelor of Optometry (Delhi AIIMS)	19	9	3	2	5	1	
2.	B.Sc. (H) Medical Technology in Radiography (Delhi AIIMS)	09	5	1	1	2	1	
3.	B.Sc. in Dental Operating Room Assistant (Delhi AIIMS)	8	4	1	1	2	0	
4.	B.Sc. in Dental Hygine (Delhi AIIMS)	4	2	1	0	1	0	
5.	B.Sc. in Operation Theatre Technology (Delhi)	20	13	0	2	5	0	
B.	B.Sc. Courses For AIIMS BHUBANESWAR :							
6.	Medical Laboratory Technology (MLT)	10	5	1	1	3	0	
7.	Operation Theatre & Anaesthesiology (OTAT)	10	5	1	1	3	0	
8.	Medical Technology & Imaging Thetrapy (M T I T)	10	5	1	1	3	0	
i.	B.Sc. Nursing (Post Basic)							
ii.	B.Sc. (Hons.) Nursing (For Female Candidates only)							

(*): The seat distribution for 10 seats (non-transferable for open admission for candidates in-regular service at AIIMS, New Delhi will be SC-----, ST-----, OBC-----& UR-----

C. B. SC. (HONS.) NURSING COURSE (For Female Candidates only)

S. No.	B.Sc. (Hons.) Nursing	Total	UR	UR (OPH)	OBC	OBC (OPH)	SC	SC (OPH)	ST	ST (OPH)
1.	New Delhi	77	39	02	20	01	12	01	06	00
2.	Bhopal	60	30	01	16	01	09	01	05	00
3.	Bhubaneswar	60	30	01	16	01	09	01	05	00
4.	Jodhpur	60	30	01	16	01	09	00	05	00
5.	Patna	60	30	02	16	01	09	00	05	00
6.	Raipur	60	30	02	16	01	09	00	05	00
7.	Rishikesh	100	50	02	27	01	15	01	08	01

SL. No.		Total	UR	UR (OPH)	OBC	OBC (OPH)	SC	SC (OPH)	ST	ST (OPH)
1.	Seat for outsider Candidate	15	08	00	04	00	02	00	01	00
2.	Seats Researved for AIIMS Departmental Candidate *	10	06	00	03	00	01	00	00	00

D. B. SC. NURSING (POST- BASIC) FOR AIIMS, NEW DELHI

5 (B) DURATION OF COURSES:

*For B.Sc (Post-Basic) the seat distribution for 10 seats (non-transferable for open admission) for candidates in-regular service at AIIMS, New Delhi

B.Sc. Courses For AIIMS Delhi :		
1	Bachelor of Optometry	(3+1) 4 years
2.	B.Sc.(H) Medical Technology in Radiography	3 years
3.	B. Sc. in Dental Operating Room Assistant	3 + ½ (Years)
4.	B.Sc. in Dental Hygiene	3 + ½ (Years)
5.	B.Sc. in Operation Theatre Technology	3 + ½ (Years)
B. Sc. courses For AIIMS Bhubneswar :		
6.	Medical Laboratory Technology (MLT)	3 (Years)
7.	Operation Theatre & Anaesthesiology (OTAT)	3 (Years)
8.	Medical Technology & Imaging Thetrapy (MTIT)	3 (Years)

The academic session commences on 1st August every year. Selected candidates have to join with the timeline indicated by Academic Section, AIIMS in offer letter issued to respective candidate after various round of Online Counselling. No candidate will be admitted in the courses in any circumstances beyond 30th September of the year of admission.

A. AIIMS, NEW DELHI

Reservation of seats at AIIMS, New Delhi is as follows:

Other Backward Class: 27%

Scheduled Caste: 15%

Scheduled Tribe: 7.5%

- If requisite number of suitable candidates is not available to fill up the seats reserved for the Scheduled Castes, the same will be filled by candidates belonging to the Scheduled Tribes and vice-versa
- In case suitable candidates are not available from the two reserved categories, the vacant seats will be filled up by the candidates from the general category
- In case suitable candidates are also not available in the OBC reserved category, the same will be filled up by the candidates from the general category
- For Indian Nationals, 5% reservation for Person With Benchmark Disability shall be provided on horizontal basis, in the seats advertised.

B. SIX OTHER AIIMS

From August 2013, Six New AIIMS like Institutions (viz: Bhopal, Bhubaneswar, Jodhpur, Patna, Raipur and Rishikesh) started with an intake of 60 students each except AIIMS Rishikesh intake of 100 students for B.Sc. (Hons) Nursing course. The reservation policy followed will be

Other Backward Class: 27%

Scheduled Caste: 15%

Scheduled Tribe: 7.5%

For Indian Nationals, 5% reservation for Orthopaedic Physically Handicapped shall be provided on horizontal basis, in the seats advertised.

6.1 CRITERIA FOR OTHER BACKWARD CLASSES (NON-CREAMY LAYER) [OBC]

(Common to AIIMS, New Delhi & Six other AIIMS):

Reservation for OBC (Non-Creamy Layer) shall be according to the rules of the Government of India. Applicants are required to ensure that he/she does not belong to the persons/sections (Creamy Layer) mentioned in Column 3 of the Schedule to the Government of India, Department of Personnel & Training O.M. No. 36012/22/93-Estt. (SCT) dated 08/09/93 which is modified vide OM No. 36033/3/2004 Estt. (Res.) dated 09/03/2004 or the latest notification of the Government of India (ie. Central list). A format is provided at the end of the Prospectus. Certificate to be produced during counseling should NOT be older than ONE Year on date of 1st Counseling.

6.2 CRITERIA FOR SCHEDULED CASTE / SCHEDULED TRIBE (SC /ST)

(Common to AIIMS, New Delhi & Six other AIIMS):

Reservation for SC/ST candidates will be according to the rules of Government of India. Applicants will be required to produce the necessary certificate in the format provided. During counseling the certificate as prescribed in M.H.A., O.M., No. 42/21/49-N.G.S. dated the 28.1.1952, as revised in Dept. of Per-& A.R. letter No. 36012/6/76-Est. (S.C.T), dated the 29.10.1977, to be produced by candidate belonging to a Scheduled Caste or a Scheduled Tribe in support of his/her claim.

6.3 CRITERIA FOR PERSONS WITH BENCHMARK DISABILITY (PWBD)

In accordance with the provisions of the Rights of Persons with Disabilities Act, 2016, 5% seats of the annual sanctioned intake capacity shall be filled up by candidates with benchmark disabilities, based on the merit list of AIIMS MBBS Entrance Examination 2018. For this purpose the Specified Disability contained in the Schedule to the Rights of Persons with Disabilities Act, 2016 is annexed in APPENDIX-6. The candidate must possess a valid document certifying his/her physical disability. The disability certificate should be certified by a duly constituted and authorized Medical Board of the State or Central Govt. Hospitals/Institutions. All PWBD candidates shall be evaluated by a Medical Board of the Institute to determine eligibility.

ONLINE COUNSELLING FOR:-

1. Bachelor of Optometry / B.Sc. (Hons.) Medical Technology in Radiography , B.Sc. Dental Operating Room Assistant , B.Sc courses in Dental Hygiene , B.Sc. in Operation Theatre Technology for AIIMS, New Delhi;
2. B.Sc. (Hons.) Nursing for Seven AIIMS
3. **The Counselling process and final dates will be uploaded on the website www.aiimsexams.org separately**

NOTE:- THE LIST OF SHORTLISTED CANDIDATES WILL BE MADE AVAILABLE ON THE WEBSITE AND E-MAIL /SMS ALERT TO THE REGISTERED E-MAIL-ID/MOBILE NO. WILL BE SENT. NO SEPARATE CALL LETTER WILL BE ISSUED BY POST. CANDIDATES ARE ADVISED TO REGULARLY VISIT THE OFFICIAL WEBSITE OF AIIMS FOR ANY UPDATE WITH REGARD TO ADMIT CARD, RESULT, ONLINE COUNSELLING etc.

7

ADMISSION REQUIREMENTS

1. & 2 **B.Sc. (Hons) Nursing, Bachelor in Optometry & B.Sc. (H) Medical Technology in Radiography B.sc Dental Hygiene , B.sc. in Dental Operating Room Assistant , B.Sc. in Operation Theatre Technology Courses:**

A candidate is eligible to appear in Entrance Examination if he/she:

- (i) is an Indian citizen
- (ii) has attained or will attain the age of 17 (seventeen) years as on the 31st of December of the year of admission (2018). [*Candidate born or after 2nd January, 2002 are NOT eligible to apply.*]
- (iii) has passed the 12th class under the 10+2 scheme/Senior School Certificate Examination or Intermediate Science or an equivalent examination from a recognised University/ Board of any Indian State with English, Physics, Chemistry and Biology.
- (iv) **Candidates for 1. Bachelor of Optometry 2. B.Sc. (H) Medical Technology in Radiography courses, 3. B. Sc. in Dental Operating Room Assistant, 4. B.Sc. in dental Hygiene, 5. B.Sc. in Operation Theatre Technology** should have passed 10+2 or equivalent examination with English, Physics, Chemistry and either Biology or Mathematics. (for sl. No. 3, 4, 5, Biology is compulsory).
- (v) has a minimum aggregate marks required in qualifying examination i.e. 10+2 or equivalent:

For B.Sc. (Hons.) Nursing: 55% for Gen/OBC (50% in case of SCs/STs categories) in aggregate in English, Physics, Chemistry and Biology.

For 1. Bachelor of Optometry 2. B.Sc. (Hons.) Medical Technology in Radiography Courses, 3. B. Sc. in Dental Operating Room Assistant, 4. B.Sc. in dental Hygiene , 5. B.Sc. in Operation Theatre Technology : 50% for Gen / OBC (45% in case of SCs / STs Categories) in aggregate in English, Physics, Chemistry and either Biology OR Mathematics. For sl. No. 3,4, 5 Biology is compulsory)

**Note : 1. For B.Sc. (Hons.) Nursing course, only female candidates are eligible.
(Common to AIIMS New Delhi & other Six AIIMS)**

Note: 2. a) Candidates who are to appear in 12th class examination under 10+2 system or an equivalent examination in March/April 2018 and whose results are likely to be declared before 30th June, 2018 are also eligible to apply for B.Sc. (Hons.) Nursing, Bachelor of Optometry and B.Sc.(Hons.) Medical Technology in Radiography Courses.

b) Candidates who are due to appear at the qualifying examination, or have already appeared and are awaiting result, can also apply for admission. But such candidates must furnish proof of passing the qualifying examination with requisite percentage of marks and subjects at the time of counselling failing which their candidature will be cancelled.

3. **B.Sc. Nursing (Post-Basic)**

The candidate must have :

- (i) Passed 12th class under 10+2 system of education or an equivalent examination from a recognised Board/University. (Those who have passed 10+1 on or before 1986 are also eligible.)
- (ii) Diploma in General Nursing and Midwifery from any institution recognized by the Indian Nursing Council.
- (iii) Registration as nurse, RN, RM (registered nurse, registered midwife) with any State Nursing council. In case of male nurses, (if passed before implementation of new integrated course in 2003), beside being registered as a nurse with the State Nursing Council, should have obtained a

certificate in General Nursing and instead of Training in Midwifery, training in any subject out of following, for a period of six months: i) O.T. Techniques, ii) Ophthalmic Nursing, iii) Leprosy Nursing, iv) TB Nursing, v) Psychiatric Nursing, vi) Neurological and Neuro Surgical Nursing, vii) Community Health Nursing, viii) Cancer Nursing, ix) Orthopaedic Nursing.

SCHEME OF COMPETITIVE EXAMS & PROCEDURE FOR SELECTION

Admission will be made entirely on the basis of performance of candidates at the Entrance Examination.

It is hereby informed that if any applicant provided false information solely for the purpose of appearing in the examination for practice or other purpose, the applicant will be debarred from AIIMS Examination in future. Further, all selected candidates may be verified with previous data. Therefore, all applicants are required to fill the application accurately.

A. B.Sc. (Hons.) Nursing (Common to all AIIMS) & Bachelor of Optometry / B.Sc. (Hons.) Medical Technology in Radiography Courses, B.Sc. in Dental Operating Room Assistant, B.Sc. in Dental Hygiene, 5. B.Sc. in Operation Theatre Technology courses :

1. The seats will be filled strictly on merit on the basis of the marks secured by the candidates at the Entrance Examination conducted by the Institute.
2. The Entrance Examination will be conducted in **English & Hindi** language.

(i) Entrance Examination for B.Sc. (Hons.) Nursing for all AIIMS will be conducted in the following cities:

Name of the City/Centre	Code
Patna	BR05
Raipur	CG03
Delhi	DL001
Thiruvananthapuram	KL09
Mumbai	MH06
Bhopal	MP01
Bhubaneswar	OD03
Jodhpur	RJ05
Chennai	TN01
Dehradun	UK01
Kolkata	WB08

ii) The Entrance Examination for Bachelor in Optometry / B.Sc. (H) Medical Technology in Radiography Courses, B.Sc. Dental & O.T. Technology will be conducted in Delhi/NCR only.

3. **The scheme of Entrance Examination for each course is as under:**

i) **B.Sc. (Hons.) Nursing (Common to all AIIMS)**

One paper of 2 hours duration and consisting of four parts containing objective type (Multiple Choice) Questions, with distribution of marks as under :

PART	SUBJECT	MARKS
A	Physics	30
B	Chemistry	30
C	Biology	30
D	General Knowledge	10
TOTAL		100

ii) **Bachelor of Optometry / B.Sc. (Hons.) Medical Technology in Radiography courses**

a) One paper of 1½ hours duration and consisting of objective type (Multiple Choice) questions in four parts of 30 questions each in the subjects of Physics, Chemistry, Biology and Mathematics. **The candidate may either attempt biology part or Mathematics part.**

b) Based on the result of the Entrance Examination, separate merit lists will be prepared for the General, OBC, Scheduled Caste and Scheduled Tribe categories.

Note:

The allocation of disciplines will be on merit basis & by online counseling. In each category the number of candidates called for online counseling will be 8 times the number of seats. The order of online counseling will be General/ST/SC/OBC. The counseling will be done strictly by combined merit list starting from Rank No.1. The candidates in order of merit will exercise their choice of subject according to availability of seats. When a reserved category candidate (who is in combined merit list) is called according to combined merit list, he/she will simultaneously be given an option to exercise his/her choice of subject both in unreserved category and his/her concerned reserved category. If such a candidate opts for the subject which is available at that time of his/her counseling, both in unreserved category and reserved category, he/she will be given seats only from unreserved category as he/she is in merit and will be treated as unreserved candidate and will consume an unreserved seat. He/she will be given the reserved seats only when his/her choice of the subject is available in the reserved category only, not in unreserved category and then will consume a reserved seat. When all the seats of unreserved category are finished then only reserved category online counseling will be done. Counseling will be held as per schedule given under 'At a Glance' on the inner side of the front cover of this Prospectus.

4. The general standard of each entrance examination will be that of 12th class under the 10+2 scheme or an equivalent examination of an Indian University/Board. **No syllabus for examination has been prescribed by the Institute.**
5. **Method of Resolving Ties:-** In case of two or more candidates belonging to the same category obtaining equal marks in the entrance examination, their inter se merit will be determined in order of preference as under:
 - a) Candidates obtaining higher marks in Biology (or Mathematics, in the case of Para-Medical courses) in the entrance examination.
 - b) Candidates obtaining higher marks in Chemistry in the entrance examination.
 - c) Candidates obtaining higher marks in Physics in the entrance examination.
 - d) Candidate older in age to be preferred.

B. B.Sc. Nursing (Post-Basic)

- a) The examination will be held in Delhi, and in English language only.
- b) The selection of candidates will be made on a 2-stage performance evaluation as under :

Stage I : Written Test :

Candidate will appear for an entrance examination (Written Test) of 90 minutes duration consisting of one paper containing 70 objective type (Multiple Choice) questions in the subjects of fundamentals of Nursing, Medical Surgical Nursing including Anatomy, Physiology & Pharmacology, Obstetrics Nursing and Midwifery, Paediatric Nursing, Community Health Nursing, Psychiatric Nursing and Professional Trends in Nursing.

Stage II : Personal Assessment / Interview :

On the basis of the merit list based on the marks secured in Stage-I, candidate three times the number of seats will be invited for Personal Assessment by a Selection Committee. If requisite number of SC or ST candidates are not available, then candidates belonging to SC and ST taken together will be invited. In case candidates belonging to SCs, STs & OBCs are not available for Personal Assessment, then the number of candidates from the General category will be proportionately increased.

Marks in Personal Assessment will be awarded out of 30. The following factors will also be considered at the time to personal assessment:

- Past academic attainment in the Higher Secondary or +2 or equivalent examination;
- Past academic attainment in the Nursing examination;
- Performance as a Staff Nurse.

Admission will be made on the basis of the aggregate marks secured by candidates in Stage-I & Stage-II.

Method of Resolving Ties:- In case of two or more candidates securing equal marks in all the 2 stages combined, their inter se merit will be determined in order of preference as under :

- i) Candidates securing higher marks in Written Test (Stage-I)
- ii) Candidates older in age to be preferred.

METHOD OF ONLINE COUNSELLING

Counselling for admission in MSc shall be held in Online Mode details of which shall be placed on website www.aiimsexams.org

- (a) In first and Second Round- In each category the number of candidates for counselling will be 8 times the number of seats. The order of counselling will be General/ST/SC/OBC. The counselling will be done strictly by combined merit list starting from Rank No. 1.
- (b) Final open Round of counselling will be held in Physical form. In open round all the candidates having 50th Percentile marks shall be eligible. In case, during the open counselling any ST Seat remains vacant (after calling all eligible candidates of ST category) then this vacant seat shall be made available SC category candidate and vice versa and even after doing this, if any SC/ST seat remains vacant (after calling all eligible candidates of SC/ST category) then this vacant seat shall be made available to the eligible General Category candidate. Similarly, in case of the OBC seat remains vacant after calling all eligible OBC candidates then this vacant OBC seat shall be made available to the eligible General category candidate.

Candidates will be allowed to change the institutions and subjects in all rounds. However, in Final Open Round any change of institution/or subject even within the institution will be allowed only after depositing the penalty amount in form of Demand Draft.

All disputes pertaining to the conduct of the examination by the AIIMS, and the allocation of seats in various subjects by counselling will be subject to the jurisdiction in the High court of Delhi.

The selected candidates shall undergo a medical examination by the Board appointed by the respective institute and if found medically fit will join the course after depositing the requisite fee.

They shall forfeit all their claims to the seats if they do not join by the stipulated date and fee deposited by them will not be refunded. No candidate, in any circumstances, shall be allowed to join after 31st August 2018. While reporting for admission, candidates must bring all the relevant certificates/documents, in original. These original documents will be kept with the institute till his /her completion of course.

Important:

The candidates who have already pursuing MSc Course in any subject (but have not completed) shall be considered however they must report to concerned Institute and deposit even original documents or DD of Rs. 50,000/- (Rupees Fifty thousand only) as security deposit. The Security Deposit will be refunded back after depositing original documents within 5 days.

The candidate who will confirm seat during counselling will have to go through biometric verification at the time of joining.

Spot Counselling

If seats are vacant after open counselling, the seats will be filled by spot counselling at the respective AIIMS separately & information will be given in newspaper & will also be displayed on website of respective AIIMS. The date will be decided later on by the respective AIIMS, if required.

Note: Candidates will not be allowed to attend open counselling without the production of Print of registration Slip issued for open counselling at the time of online registration.





Candidate applying under OBC category must possess valid caste certificate issued within last one year by the competent authority & before the date of first counselling. The certificate must be valid for admission in Central Govt. Institution. Date of validity of certificate shall be considered as 04.06.2017 (one-day prior the 1st Counselling).

5% seats shall be reserved for PWBD Candidates however admission will be subjected to medical fitness by the duly constituted medical board.

SCHEME OF MARKING:

There will be negative marking for wrong answers in entrance examination for all the courses.

- Each correct response will get a score of +1 mark.
- Each incorrect response will get a score of -1/3.
- No credit will be given for the question not answered or MARKED FOR REVIEW. (Questions marked for Review shall be considered as Unanswered unless Saved).
- More than one response will be negatively marked. **Zero mark will be given for questions not answered.**

			
CORRECT	WRONG	FOR REVIEW	NOT ANSWERED
+1	- 1/3	0	0

IMPORTANT

If any discrepancy in any question is found in the Entrance Examination, the candidate is advised to write to Assoc.Dean (Exam.), AIIMS, New Delhi – 110 608 within 24 hours on the following E-mail: subdeanexamsaiims@hotmail.com. This email will only be used for discrepancy related to question. However, for other query please mail on aiims.bsc@gmail.com

9 ADMISSION REQUIREMENT FOR FOREIGN CANDIDATES & OCI

a) Foreign nationals are admitted in AIIMS, New Delhi only

The following seats are available for foreign national candidates over and above the number of seats specified on Page 6.

SL.NO.	COURSE	NO. OF SEATS
i)	Bachelor of Optometry	
ii)	B.Sc.(Hons.) Medical Technology in Radiography	
iii)	B. Sc. in Dental Operating Room Assistant	
iv)	B.Sc. in dental Hygiene	
v)	B.Sc. in Operation Theatre Technology	
vi)	B.Sc. Nursing (Post Basic)	
viii)	B.Sc. (Hons.) Nursing	

The eligibility criteria for foreign candidate will be at par with the eligibility criteria for Indian candidate as specified in the Prospectus. However, foreign national candidates are exempted from appearing in the Entrance Examination. Their admission will be made on the basis of marks/grades secured by them in the qualifying examination. The foreign national candidates are also required to fill in the registration form prescribed by the Institute for this purpose. The registration form should be routed through Diplomatic Channel. Applications received directly will NOT be entertained.

NOTE: NO HOSTEL ACCOMMODATION WILL BE PROVIDED TO FOREIGN STUDENTS AND THEY WILL HAVE TO MAKE THEIR OWN ARRANGEMENTS FOR STAY DURING THE COURSE OF THEIR STUDY IN THE INSTITUTE.

The above 'Note' is not applicable to female candidates admitted to B.Sc. (Hons.) Nursing.

b) For Overseas Citizen of India (OCI):- (Common to AIIMS New Delhi & Six other AIIMS)

OCI registered under Section 7A of Citizenship Act 1955 are also eligible to appear in this test and all terms and conditions applicable for Indian national given in this Prospectus will be applicable to them. The candidate will submit proof of Registration as OCI under Section 7A of Citizenship Act 1955 to be eligible to appear to this test.

10

GUIDELINES TO FILL APPLICATION FORM

1. INSTRUCTIONS FOR FILLING THE ONLINE REGISTRATION FORM

Candidate should fill in the online Registration Form taking utmost care and following the instruction and help manual as given in the **APPENDIX - II** of the Prospectus, step by step. Candidates should fill in the Online Registration form correctly. Incorrect filled form may lead to rejection.

2. ONLINE REGISTRATION & SUBMISSION OF REGISTRATION FORM

A candidate seeking admission to the Entrance Examination is required to submit his/her application in the prescribed format available online with the Prospectus on www.aiimsexams.org. The cost of Registration Form includes the fee for entrance examination which is non-refundable and no correspondence in this regard will be entertained. The candidate is required to go through the prospectus carefully and acquaint himself/herself with all requirements with regard to filling in of the online Registration form.

Online Registration: After selecting the online registration, fill mandatory fields asked for deposit the prescribed fees through Debit/ Credit Card/ Net Banking. Follow the Instruction scrupulously.

It will be the responsibility of the candidates to ensure that correct details are filled in the Registration Form. The Institute will not be responsible for any incorrect information / cancellation of candidature / lack of communication etc. due to wrongly filled Registration Form.

All applicants are required to ensure that Photo/Signature/Left Thumb Impression is uploaded according to the Instructions provided in the Prospectus. Failure to do so may result in rejection of applications.

Duplicate applications from any applicant will result in cancellation of all such applications. No intimations regarding such summary rejections will be provided.

3. STATUS OF ONLINE REGISTRATION

Acknowledgement with regard to successful Online Registration will be forwarded to applicants email ID. The Registration Form will remain UNDER REVIEW regarding eligibility. However, candidates can check their status of uploaded images within 3-5 working days from the date of online registration is done and subsequent further status updates. The rejected images can be updated till the registration is open.

The candidates are advised to check final status of their Registration Form regarding images and eligibility and Admit card will be available on AIIMS website www.aiimsexams.org as per the schedule given under “Important dates At a Glance”.

Admit Card for accepted Registration Form will only be uploaded on the website. If the status of Registration Form or Admit Card is not available on website, he/she should immediately write an email to the Assistant Controller of Examinations, AIIMS, New Delhi-110608 on aiims.bsc@gmail.com along with full particulars of the Registration Form.

4. SUBMISSION OF APPLICATION BY CANDIDATES WHO ARE EMPLOYED

The Institute does not have any objection if the candidates in employment apply directly for various courses. However, all such candidates should inform their employer in writing that they are applying for the Entrance Examination.. If any communication is received from their department/office withholding permission to the candidate's appearing at the entrance examination/admission to the course, the candidature/admission of the candidate will be cancelled, and no further correspondence in this regard will be entertained

10

IMPORTANT INSTRUCTIONS

1. Number of applications allowed :

i) Under Graduate Courses :

Only one application is required to be submitted for admission to Undergraduate Courses, which will be considered for admission to two Undergraduate Courses viz. Bachelor of Optometry and B.Sc. (Hons.) Medical Technology in Radiography. B. Sc. in Dental Operating Room Assistant, B.Sc. in Dental Hygiene, B.Sc. in Operation Theatre Technology.

2. Examination fee includes the cost of Online Registration Form. The same is non-refundable and no correspondence in this regard will be entertained.

3. The candidates should bring the following documents in Original along with one set of self-Attested copies of the at the time of verification of original documents as per schedule in respect of successful candidates :

- Admit card issued by AIIMS, New Delhi
- Matriculation/High School/Higher Secondary certificate issued by Board/ University showing the date of birth of the applicant.
- Degree/Provisional passing certificate of the qualifying examination which makes him/her eligible for admission to the course for which he/she is applying.
- Detailed marksheets of the qualifying examination showing the marks secured by the applicant.
- Migration Certificate from the University/ Board last attended the candidate.
- 'No objection Certificate' if the candidate is already employed with Central / State Government / Public Undertaking.
- Physical Disability Certificate issued from a duly constituted and authorized Medical Board.

i) After declaration of result of the Entrance Examination, candidates belonging to Scheduled Caste/Scheduled Tribe and Other Backward Classes should submit an attested copy of a certificate from any one of the following authorities stating that the candidate belongs to a Scheduled Caste, a Scheduled Tribe or Other Backward Classes in the prescribed form along with other requisite documents.

- A. District Magistrate, Additional District Magistrate, Collector, Deputy Commissioner, Additional Deputy Commissioner, Deputy Collector, 1st Class Stipendiary Magistrate, City Magistrate, Sub-Divisional Magistrate, Taluka Magistrate, Executive Magistrate, Extra Assistant Commissioner.
- B. Chief Presidency Magistrate/Additional Chief Presidency Magistrate/Presidency Magistrate.
- C. Revenue Officer not below the rank of Tehsildar.
- D. Sub-Divisional Officer of the area where the candidate and his or her family normally resides.
- E. Administrator/Secretary to Administrator/Development Officer (Lakshadweep Island) or as authorised in the Constitution.

The candidate will be required to submit an undertaking to the effect of his/her caste. The detection of any discrepancy in the caste certificate shall entail cancellation of registration. This is as per the provisions made by Ministry of Personnel, Public Grievances and Pensions vide their order No. 36033/4/97-Estt. (RES) dated 25.7.2003 and No. 36011/3/2005-Estt. (RES) dated 9.9.2005 respectively.

Submission of Cast certificate by OBC candidates:

- a. Candidates applying under OBC category must possess valid OBC certificate issued by competent authority within last one year prior to the date of First Counseling. The sub-caste should tally with the Central List of OBC. OBC Candidates should not belong to Creamy Layer. OBC certificate must be in the **Central Govt. Format** as prescribed in the prospectus.
- b. The certificate must be valid for admission in Central Government Institutions.
- c. The certificate must mention that the candidate does not belong to Creamy Layer.
- D. Certificate issued by the competent authority should be in English or Hindi in language. Community should be clearly mentioned in the certificate.

Candidates who fail to submit the OBC category certificate with above details or submit OBC certificate valid for state only will not be allotted seat in the OBC category. Such candidate can be considered as Unreserved candidate strictly in order of their merit.

Candidates must note that a certificate from any other person/authority will not be accepted and no further correspondence in this regard shall be entertained. The name, designation and the seal of the officer should be legible in the certificate.

i) **In addition to the above documents, applicants for B.Sc. Nursing (Post-Basic) course must submit the following documents in original, along with an attested copy of each document, at the time of personal assessment:**

- Certificate of Diploma in General Nursing and Midwifery. In case of **male nurse**, (if passed before implementation of new integrated course in 2003) beside being registered as nurse with State Nursing Council, should have obtained a certificate in General Nursing and instead of training in Midwifery, training in **any** subject out of the following for a period of 6 months: (a) Operation Theatre Techniques b) Ophthalmic Nursing c) Leprosy Nursing d) TB Nursing e) Psychiatric Nursing f) Neurological and Neuro Surgical Nursing g) Community Health Nursing h) Cancer Nursing i) Orthopaedic Nursing along with marksheets.
- Certificate of Registration as a Nurse and Midwife from the Indian Nursing Council/State Nursing Council.
- All Candidates who are in merit list are required to submit Certificate of physical fitness from Registered Medical Practitioner.
- **'No Objection Certificate'** if the candidate is already employed with Central / State Government / Public Undertaking.

4. **PROCEDURE IF THERE IS ANY DISCREPANCY NOTICED:** Discrepancy, if any, observed in the date and time of the entrance examination mentioned in the Prospectus, Admit Card etc. should be immediately brought to the notice of the Assistant Controller Examinations AIIMS, New Delhi through email. Complaints received after the examination is held will not be entertained. *In case any discrepancy is found in the information provided in the various documents, the data provided on the Application Form will be considered as final for all purposes.*
5. It will be the responsibility of the candidate to ensure that correct address, Mobile No. & email ID in the Application Form is filled. The Institute shall not be responsible for any miscommunication due to incorrect address, Mobile No. and email ID given by the applicant on the Application Form or non- receipt for any communication.
6. If a candidate is found to have furnished false information or certificate etc. or to have concealed some information in his/her application, his/her candidature for examination/ admissions will be cancelled.
1. A candidate who fails in the first year examination in any of the above mentioned undergraduate courses, in three successive examinations will not be permitted to continue studies at the AIIMS.
2. No TA/DA will be paid for attending the Entrance Examination/Interview/Counselling.
3. The selected candidates must join classes on the due date on which the classes commence, or as mentioned in the selection letter.
4. Admission of the candidates to the entrance examination is provisional. If ineligibility of a candidate is detected at any stage, his/her candidature for examination/admission will be cancelled.
5. The candidates as well as their parents at the time of admission of the students to the Institute will be required to furnish an undertaking in the form of an affidavit that the candidate will not indulge in any form of ragging and, if found ragging the freshers, the Institute may take appropriate action against the erring students.
6. Downloadable Admit cards / Call letter for Counselling of all the eligible candidates will be hosted on website www.aiimsexams.org as per the schedule mentioned under 'AT A GLANCE'. Candidates are advised to download their Admit Card / Call letter for Counselling from website. **It may please be noted that the Admit Cards / Call letter for Counselling will not be sent by post.** It is to be downloaded by AIIMS website only.
7. **Reporting Time at the examination centre is 8:30 A.M for Morning Shift Examination and 1:30 PM for Evening Shift Examination.**
8. **No candidate will be allowed to enter after 9:45 AM for morning shift and 2:45 PM for evening shift in the examination center.**
9. Candidates are advised to reach the Examination Centre in time and not wait till the last minute. There are several mandatory pre-examination activities such as Biometric Capture, Photo Capture etc. that require time. To avoid delay in starting their examination, candidates are required in their own interest to ensure that they enter the examination centre at least 30 minutes before the scheduled start of the examination.
10. No candidate will be allowed to leave the examination hall before the end of the examination.
11. No candidate will be allowed to enter the Examination hall without a valid Admit Card (Original print out), ID proof and one photograph. The ID proof should be same as the one mentioned in the Application.
12. No candidate should carry any textual material, printed or written, bits of papers or any other material except the Admit Card inside the examination hall. If a candidate is found to be copying/conversing with other candidate/to have in his/her possession papers, notes or books he/she will be disqualified from taking that examination and the next one or two such examinations according to the nature of offence.
13. Candidates should not bring any kind of wrist watched, cell phones, pagers, calculator, digital diaries or any kind of electronic gadgets, Bluetooth devices etc. to the examination hall; these are strictly prohibited. Any electronic item found with the candidate during examination, even if switched off will be considered as an attempt to use unfair means and appropriate action will be taken.

14. In addition to above, Ornaments, head gear, hair bands, hair clips, belt, bags, credit cards, debit cards, books are strictly prohibited at Examination Centre. Hence, candidates are advised not to come with above mentioned items. AIIMS will not be responsible for safe keeping of these articles as arrangements for safe keeping of these items may not be available at the Centre.
15. The candidate must not obtain or give or attempt to obtain or to give irregular assistance of any kind during the examination
16. Any attempt to note down questions during the examination will be viewed very seriously, and invite severe punishment
17. The decision of the Director of the Institute shall be final in the matter of selection of candidates for admission to the above courses and no appeal shall be entertained on this subject.
18. If a candidate selected for admission does not pay the fee/dues within the prescribed period, his/her admission shall be cancelled and the next candidate on the waiting list shall be admitted.
19. Private practice/service in any form during the course is prohibited. The period of training is strictly full time and continuous.
20. All students admitted to the Institute shall maintain good conduct, pay the requisite tuition fees and other charges by due dates, attend their classes regularly and abide by the regulations of the Institute failing which their names are liable to be struck off the rolls of the Institute.
21. No individual intimation will be sent to candidates who are not selected, and no correspondence on this subject will be entertained.
22. There is no provision for rechecking of answer sheets or communication of marks obtained at the entrance examination. However, the marks of individual candidates will be displayed on the website www.aiimsexams.org only after completion of admission process.
23. The selected candidates will have to submit migration certificate from the College/University from where they passed the qualifying examination.
24. The rules are subject to change in accordance with the decision of the Institute taken from time to time.
25. Any dispute in regard to any matter referred to herein shall be subject to the jurisdiction of Delhi Courts alone.

13

MEDICAL EXAMINATION

The candidates selected for admission, except those selected for B.Sc. Nursing (Post Basic), will have to undergo medical examination by a Medical Board consisting of faculty members of the Institute. If, in the assessment of Medical Board, a candidate is found medically unfit, he/she will not be admitted. The decision of the Board shall be final. In that case, in his/her place next candidate in order of merit will be admitted.

FEES AND OTHER EXPENSES

Each candidate selected for admission will have to pay the following Fees and dues during the course :

			DURATION
1.	Registration Fee	25/-	
2.	Tuition Fee		
	i. B.Sc. (Hons.) Nursing	600/-	4 Years
	ii. B.Sc. Nursing (Post-Basic)	200/-	2 Years
	iii. Bachelor of Optometry	300/-	4 Years
	iv. B.Sc. (H) Medical Technology in Radiography	300/-	3 years
	v. B. Sc. in Dental Operating Room Assistant,	300/-	3 ½ years
	vi B.Sc. in Dental Hygiene,	300/-	3 ½ years
	vii B.Sc. in Operation Theatre Technology	300/-	3 ½ years
3.	Pot Money		
	i. B.Sc. (Hons.) Nursing	960/-	4 Years
	ii. B.Sc. Nursing (P.B.)	480/-	2 Years
	iii. Bachelor of Optometry	720/-	4 Years
	iv. B.Sc. (H) Medical Technology in Radiography	720/-	3 Years
4.	Hostel Rent		
	i. B.Sc. (Hons.) Nursing	480/-	4 Years
	ii. B.Sc. Nursing (P.B.)	240/-	2 Years
6.	Caution Money	100/- (to be deposited by every student for the recovery of breakages or loss of Institute's equipment)	
7.	Hostel Security	1000/- (Refundable)	
(Fees and dues payable at the time of admission)			

Those candidates who want to avail of the National Medical Library facilities located in the vicinity of the Institute campus will be required to deposit Rs. 50/- extra.

NOTE :

1. The above fees are subject to revision from time to time by the Institute and the students admitted shall have to pay the fees as may be decided by the Institute.
2. The fees and other charges including Hostel rent, once paid, shall not be refunded in any case, even if a student leaves the Institute before the completion of semester or does not join the Institute for any reason. No correspondence on this account will be entertained.
3. The Caution Money will, however, be refunded to those candidates who do not join the course. In case of a student leaving the course in the middle or after the completion of the course, the balance of caution money, if any after deduction of the charges due, will be refunded.
4. Mess is compulsory for the Nursing students residing in the hostels. The mess charges are 700/- per month (subject to revision from time to time) payable to the Mess in-charge every month in advance.

HOSTEL ACCOMMODATION

(Hostel accommodation will be provided subject to availability).

Residence in the hostel of the Institute is compulsory for female candidates admitted to B.Sc. (Hons.) Nursing & B.Sc. Nursing (Post-Basic) courses. Male candidates admitted to B.Sc. Nursing (Post Basic) course may also apply for hostel accommodation which will be subject to availability of rooms in Gents Hostels. For other courses the following criteria/priority for allotment of hostel:

1. First, all M.B.B.S. students from outside Delhi will be allotted single room accommodation in undergraduate hostels.
2. The Priority for allotment for MBBS students from Delhi will be from the date of their application.
3. Students for other Bachelor courses who are from outside Delhi will be allotted double, four seater depending on the availability.
4. Bachelor students from Delhi belonging to courses other than Nursing will not be provided hostel accommodation.

In case of any dispute, the decision of the Superintendent of Hostels will be final.

1.	B.Sc. (Hons.) Nursing	500/- per month
2.	Bachelor of Optometry	500/- per month and 10,250/- per month during the period of internship (fourth year)
3.	B.Sc. (Hons.) Medical Technology in Radiography	500/- per month
4.	B.Sc. in Dental Operating Room Assistant	500/- per month
5.	B.Sc. in Dental Hygiene	500/- per month
6.	B.Sc. in Operation Theatre Technology	500/- per month
7.	B.Sc. Nursing (Post-Basic)	500/- per month

The sponsored/Foreign national candidates and those in service, will not be eligible for, and will not be paid, any emoluments by the Institute during the training period.

A well stocked library equipped with all important medical books and journals is attached to the Institute. It serves the needs of the staff and the students of the Institute. It has multiple copies of all the important medical books, textbooks and general books so that maximum number of readers can use them. Books and periodicals are loaned to readers for a maximum period of a fortnight. The facilities of the Book Bank are also available in the Library.

(i) Maintenance of Discipline among students of the AIIMS:

1. All powers relating to discipline and disciplinary action are vested in the Director.
2. The Director May delegate all such powers, as he/she deems proper to the Dean and to such other persons as he/she may specify on his behalf.
3. Without prejudice to the generality of power to enforce discipline under the Rules. The following shall amount to acts of gross indiscipline :
 - a) Physical assault or threat to use physical force against any member of the teaching or non-teaching staff of any Department/Centre of AIIMS or any other persons within the premises/Campus of AIIMS.
 - b) Carrying or use or threat of use of any weapon.
 - c) Violation of the status, dignity and honour of students belonging to the Scheduled Castes, Scheduled Tribes and Other Backward Castes.
 - d) Any practice, whether verbal or otherwise, derogatory to women.
 - e) Any attempt at bribing or corruption in any manner.
 - f) Willful destruction of institutional property.
 - g) Creating ill-will or intolerance on religious or communal grounds.
 - h) Causing disruption in any manner of the functioning of the AIIMS, New Delhi.
 - i) Regarding ragging the directive of Supreme Court will be followed strictly. It is as under: "As per direction of the Hon'ble Supreme Court of India, the Government has banned ragging completely in any form inside and outside of the campus and the Institute authorities are determined not to allow any form of the ragging. Whoever directly or indirectly commits, participates in abets or instigates ragging within or outside any educational Institution, shall be suspended, expelled or rusticated from the Institution and shall also be liable to fine which may extend to 10,000/-. The punishment may also include cancellation of admission suspension from attending the classes, withholding/withdrawing fellowship/scholarship and other financial benefits, withholding or cancelling the result. The decision shall be taken by the Head of the Institution."
4. Without prejudice to the generality of his/her powers relating to the maintenance of discipline and taking such action in the interest of maintaining discipline as may seem to him/her appropriate. The Director, may in exercise of his/her powers aforesaid order or direct that any student or students.

- a) Be expelled;
 - b) Be, for a stated period : be not for a stated period, admitted to a course or courses of study in AIIMS.
 - c) Be fined with a sum of rupees that may be specified;
 - d) Be debarred from taking any examination(s) for one or more semesters.
 - e) Withhold the result of the student(s) concerned in the Examination(s) in which he/she or they have appeared be cancelled.
 - f) Be prohibited for appearing or completing any examination for any unfair means like copying taking notes, mobiles or any other electronic gadgets inside the examination halls.
5. At the time of admission, every student shall be required to sign a declaration that on admission he/she submits himself/herself to the disciplinary jurisdiction of the Director and several authorities of the AIIMS who may be vested with the authority to exercise discipline under the Acts, the Statutes, the Rules and the rules that have been framed there under by competent authorities of AIIMS.

~~~~~(ii) **Prohibition of and Punishment for Ragging :**

1. Ragging in any form is strictly prohibited, within the premises of College/Department of Institution and any part of AIIMS and also outside the AIIMS Campus.
2. Any individual or collective act or practice or ragging constitute gross indiscipline shall be dealt with under this Rules.
3. Ragging for the purposes of this rules, ordinarily means any act, conduct or practice by which dominant power or status of senior students is brought to bear on students freshly enrolled or students who are, in any way, considered junior or inferior by other students and includes individual or collective acts or practice which :
  - a) Involve physical assault or threat or use of physical force;
  - b) Violate the status, dignity and honour of women students;
  - c) Violate the status; dignity and honour of students belonging to the Scheduled Castes, Scheduled Tribes and Other Backward Castes.
  - d) Expose students to ridicule and contempt and affect their self-esteem;
  - e) Entail verbal abuse and aggression, indecent gesture and abscond behaviour.
4. The Director, Dean, Hostel Superintendent and Faculty of AIIMS shall take immediate action on any information of the occurrence of ragging.
5. Notwithstanding anything in Clause (4) above, the Dean or any other Faculty member/ or authority may also suo moto enquire into any incident of ragging and make a report to the Director of the identity of those who have engaged and the nature of the incident.
6. The Dean may also submit an initial report establishing the identity of the perpetrators of ragging and the nature of the ragging incident.
7. On the receipt of a report under clause (5) or (6) or a determination by the relevant authority disclosing the occurrence or ragging incidents described in the Clause 3(a), (b) and (c) the Director shall direct or order rustication of a student or students for a specific number of semester.
8. The Director may in other cases of ragging order or direct that any student or students be expelled or be not, for a stated period, admitted to a course of study at AIIMS, departmental examination for one or more semesters or that the result of the student or students concerned in the examination(s) in which they appeared be cancelled.
9. In case where students who have obtained degree(s) of AIIMS are found guilty under this Rules, appropriate action will be taken for withdrawal of degrees conferred by the AIIMS.
10. For the purpose of this Rules, abetment to ragging will also amount to ragging.

**(iii) Anti Sexual Harassment Monitoring Committee :**

A statutory committee, comprising of members from the teaching and non-teaching staff as well as students looks into matters related to sexual harassment of students and staff in the college. Any person aggrieved in this matter may fearlessly approach the committee for a fair and concerned hearing and redressal.

**(iv) Unauthorised absence of students :**

Unauthorised absence of students will be informed to the Students and also Parents or Local Guardians. At least 3 reminders will be issued with a gap of 10 days by the Academic Section to these students. Thereafter the action of cancellation of the registration of the concerned will be decided by the Dean/Director, AIIMS.

## LIST OF NURSING COLLEGES RECOGNISED BY NURSING COUNCIL OF INDIA

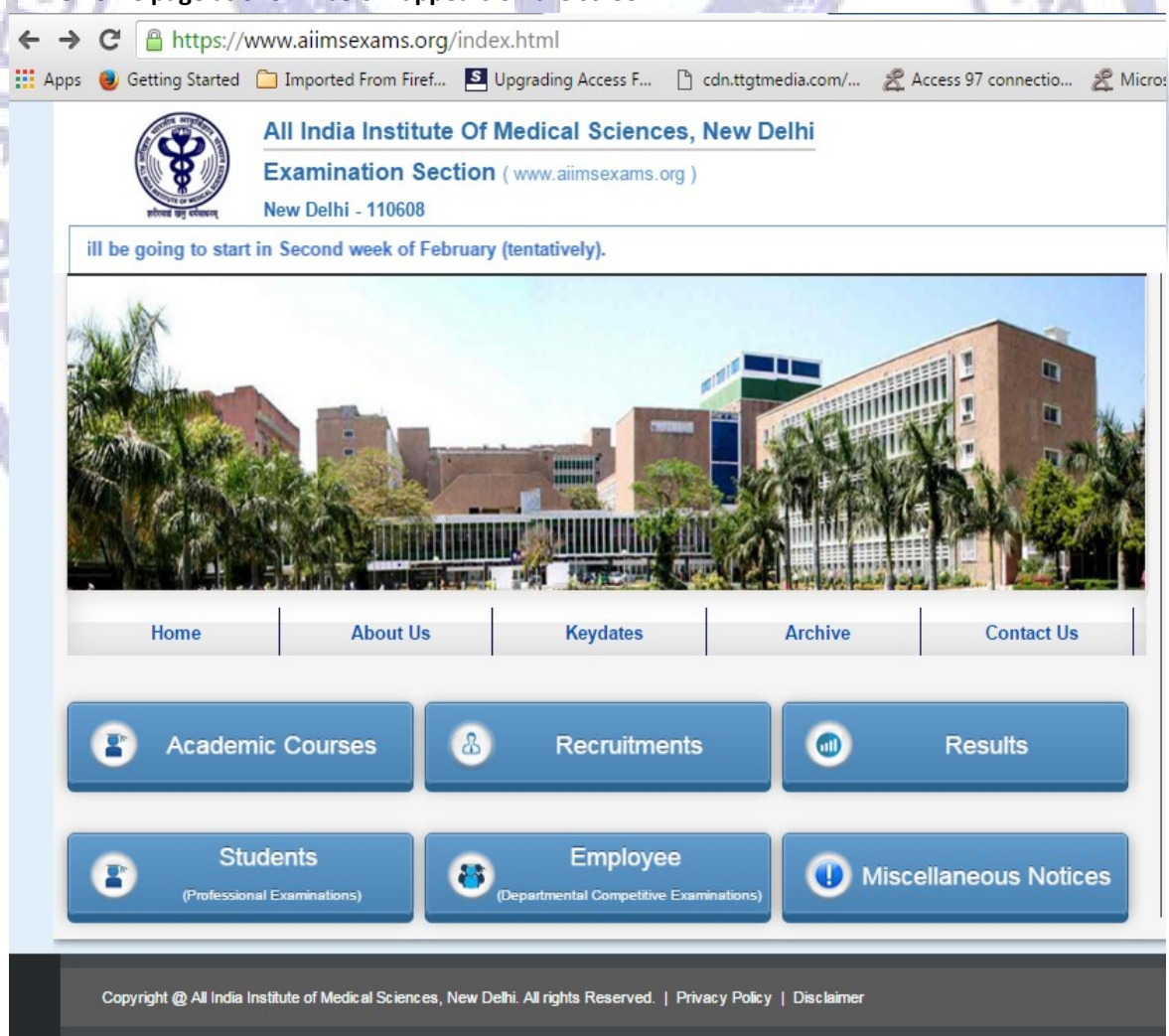
Click on the link below to see the list of Nursing Colleges recognized by Nursing Council of India:

<http://www.indiannursingcouncil.org/Recognized-Nursing-Institution.asp>

## APPENDIX – II: INSTRUCTION FOR ONLINE APPLICATION


### [Important Instructions for Applicants/Candidates filling AIIMS – BSc Courses Online Registration Form]

- Open the website of All India Institute of Medical Sciences. The URL of the website is <https://www.aiimsexams.org>.
- The home page as shown below appears on the screen.





- By clicking **Academic Courses** tab, a Candidate can navigate to the desired course to register him/her self to appear in B.SC. COURSES Entrance Examination.


**All India Institute Of Medical Sciences, New Delhi**  
 Examination Section ( [www.aiimsexams.org](http://www.aiimsexams.org) )  
 New Delhi - 110608
 Admin Login | AIIMS Website

[Home](#) | [About Us](#) | [Keydates](#) | [Archive](#) | [Contact Us](#)


| Branch        | Undergraduate                                                                | Postgraduate                                             | Super-specialization              | Doctoral |
|---------------|------------------------------------------------------------------------------|----------------------------------------------------------|-----------------------------------|----------|
| Medicine      | MBBS                                                                         | MD/MS/MCh(6yrs)/DM(6yrs)<br>MD (Hospital Administration) | DM<br>MCh<br>Fellowship Programme | PhD      |
| Dentistry     |                                                                              | MDS<br>AIPGDE                                            |                                   |          |
| Nursing       | B.Sc. (Hons)<br>B.Sc. (Post Basic) ←                                         | MSc (Nursing) ←                                          |                                   |          |
| Biotechnology |                                                                              | M Biotech ←                                              |                                   |          |
| Paramedical   | B.Sc. (Hons) in Medical Technology in Radiography<br>Bachelor of Optometry ← | MSc ←                                                    |                                   |          |

Select the course to go to the respective page for details

Copyright © All India Institute of Medical Sciences, New Delhi. All rights Reserved. | [Privacy Policy](#) | [Disclaimer](#)

**Online Registration for BSc Courses Entrance Examination is a Six (6) steps process, all Six(6) steps are mandatory and must be completed before registration closing date.**

For New Registration, click on **Click Here** button on New Registration Page. For already registered candidate, enter **Candidate Id**, **Password** (already sent on registered email id) and **Captcha** and then click on **Login**



**All India Institute Of Medical Sciences**
Helpline No.: 8510010247, 9582949110 Online Support

**AIIMS B.Sc / M.Sc Courses-2017 Entrance Examination**  
**Welcome To The Login Page**

If You have already registered, then kindly enter Candidate ID & Password, else click on **Click Here** Button for login credentials.


**New Registration**  
 Please read Prospectus and User Manual carefully before proceeding  
  
 If you have read the Prospectus carefully and not registered yet, then kindly register first by clicking the button given below.  
  

Click Here


**Compatible Browsers**  
 It is recommended that use Internet Explorer 9 and above, Firefox 3.5 and above and Google Chrome for best view and functionality.

**Applicant Login**  
  
 If you have already registered, then kindly enter Candidate ID & Password.

Candidate ID:   
 Password:   
 Enter Captcha: 


 Type the characters shown in the picture  

Login

Forgot your login details?

**Important Announcement**




Applicant must ensure that their mobile number is not registered with DND (Do Not Disturb) service. Applicant must check his/her Email Inbox, Junk mail and Spam after registration to get Login Credential for complete registration process.

## Instruction Page

On clicking the [Click here](#) button Next page shown will be the “[Instruction Page](#)” that contains the information regarding the various steps of registration form.

After reading all the instruction given on the page, click on “[Proceed](#)” button.



All India Institute Of Medical Sciences

Helpline No.: 8510010247, 9582949110 Online Support

General Links..I

- Home
- Notification/Advertisement
- Corrigendum/Addendum
- Prospectus
- Introduction
- Schedule
- Seats and Cities
- Eligibility/Method of Selection
- Course Fees
- Upload Images
- Registration/Login
- FAQs
- User Manual

1  
Registration

2  
Make Payment

3  
City Choice

4  
Qualification & Address Details

5  
Upload Images

6  
Print Registration Form

**Instructions for Registration**

- Online Registration is a 6 Step process. All Six (6) Steps of Online Registration Process should be completed before closing date as per the Advertisement. To avoid last day rush and disappointment, it is advisable to complete online registration well before closing date. Incomplete application form or with wrong or deliberately concealed information is liable to be straight away rejected without any intimation.
- Before proceeding to register for AIIMS MBBS January 2016 you must ensure that you have read and understood the eligibility criteria of MBBS as your form can be rejected at any stage due to ineligibility.

**Step 1. Registration:** Applicant should fill correct basic details like Full Name, DOB, Category, Gender, Email, Contact No. etc. subsequently to get Login credentials.

- After completion of 1st Step of Registration, Applicant will get SMS and Email intimating about Login Credentials (if SMS or Email is not received, Call Helpline immediately).
- Login with the credentials provided and change password on first time login. Password length should be between 6-10 characters. Please remember your password and do not share it with others.
- After completion of 1st step of Registration process, My Page will be generated for each applicant bearing his/her entire information as filled by him/her. My Page will provide information regarding Due Steps; those should be completed before closing date, Admit Card & Result.

**Step 2. Fee Payment:** Payment of Registration Fee can be done online through Debit card/Credit card and Net Banking.

- After successful payment of registration fee, take printout of payment receipt bearing Unique Registration Number which can be used for future correspondence.

**Step 3. City Choice:** Select Examination City from available City list carefully. City availability list shows the real time status of seats in a city. City once selected cannot be changed later.

**Step 4. Qualification & Address details:** Fill correct Academic Details like Qualifying Examination Name, Status etc. and also fill Address details.

**Step 5. Upload Images:** Applicant is required to upload a recently taken digital/scanned Photograph, Signature and Thumb Impression in JPG/ JPEG format. The digital size of the Photograph file must be between 10 KB-100 KB and digital size of Signature and Left Thumb Impression file must be between 10 KB-50 KB, failing which applicant will not be able to upload images and complete registration process. The photograph to be uploaded must be taken within 6 months from on-line registration opening date.

**Step 6. Print Registration Form:** Applicant must take print of registration form and must check all information filled in the registration form carefully before final submission of registration form. After submission of Registration form no request for correction/changes will be entertained. Taking print of Registration Slip is essential.

- Applicant need not to send hardcopy of registration Form or any other document to Exam Section, AIIMS. Always keep Registration Slip and payment receipt with you for future references.
- No written acknowledgement will be issued for the receipt of the application. However, the applicant can verify Registration completion status on [www.aiimsexams.org](http://www.aiimsexams.org) after submission by login. If you see any discrepancy, call us on Helpline No. 8510010247, 9582949110

**Steps of Registration Process**

```

graph TD
    A([AIIMS MBBS Login Page]) --> B{User}
    B -- New User --> C[1. Register for Login Credentials i.e. Candidate ID and password]
    B -- Existing User --> D[1.1 Login with Credentials provided on Email]
    C --> E[2. Make Fee Payment]
    D --> E
    E --> F[3. City Choice]
    F --> G[4. Qualification & Address Details]
    G --> H[5. Upload Images]
    H --> I[6. Print Registration Form]
    D -- 1.2 --> J[Recover Password]
                    
```

↑

[Proceed](#)

Copyright © All India Institute of Medical Sciences, New Delhi. All rights Reserved

## Step 1: Registration Form

Candidate should fill in all the required information in the registration form like Candidate full name, Father Name, Mother name, DOB, Category, OPH Status and Nationality etc. and Read the Declaration of Eligibility carefully and give consent on it before submitting the form.

On clicking the **“Proceed”** button Next page shown will be the New Candidate **Registration Form**.

**(All fields are mandatory except # marked fields).**

**All India Institute Of Medical Sciences**  
Helpline No. : 8510010247, 9582949110 Online Support

**General Links :**  
Home  
Notification/Advertisement  
Corrigendum/Addendum  
Prospectus  
Introduction  
Schedule  
Seats and Cities  
Eligibility/Method of Selection  
Course Fees  
Upload Image Instructions  
Registration/Login  
FAQs  
User Manual

**Registration Form** (All fields are mandatory except (#) marked fields.)

Course Applying for : 01 - B.Sc.(Hons.) Nursing

**Personal Details**  
(Enter Full Name as recorded in Secondary School Leaving Certificate or equivalent examination.)  
Full Name: TEST Re enter Full Name: TEST  
(Do not add salutation for Father's/Mother's name.)  
Father's Name: TEST Mother's Name: TEST  
(Fill in your date of birth as recorded in Secondary School Leaving Certificate or equivalent examination. Date of Birth should be in 'dd/mm/yyyy' format.)  
Date of Birth: 31/10/1990 Gender: Female  
(All OBC Creamy Layer Candidate will be consider as General)  
Category: SC ST OBC(NCL) General OPH: Yes No OPH %: 52  
Nationality: Indian OCI Other State of Domicile: Delhi (NCT)  
ID Proof: Adhar Card ID No.: 123  
(Please bring along this ID Proof in Original at the time of Examination)  
Place of Issue: INDIA Issue Date: #  
Valid Till: #

**Contact Details**  
(Your Email ID and Mobile Number will be used for Communication and Notification through SMS and E-mail)  
Email ID: ajeet.bhagat@diguniv.com Confirm Email ID: ajeet.bhagat@diguniv.com  
Mobile No.: +91 9650813623 Confirm Mobile No.: +91 9650813623  
Please enter your 10 digit mobile number only. Don't add "0" or "+91" before it. For Landline number please enter the "STD" code of that area.  
Alternate Number: # Mobile Landline

**Note:** Full Name, Date of Birth, Category, OPH, EmailId and Mobile No. cannot be changed once payment of Registration fee is done.

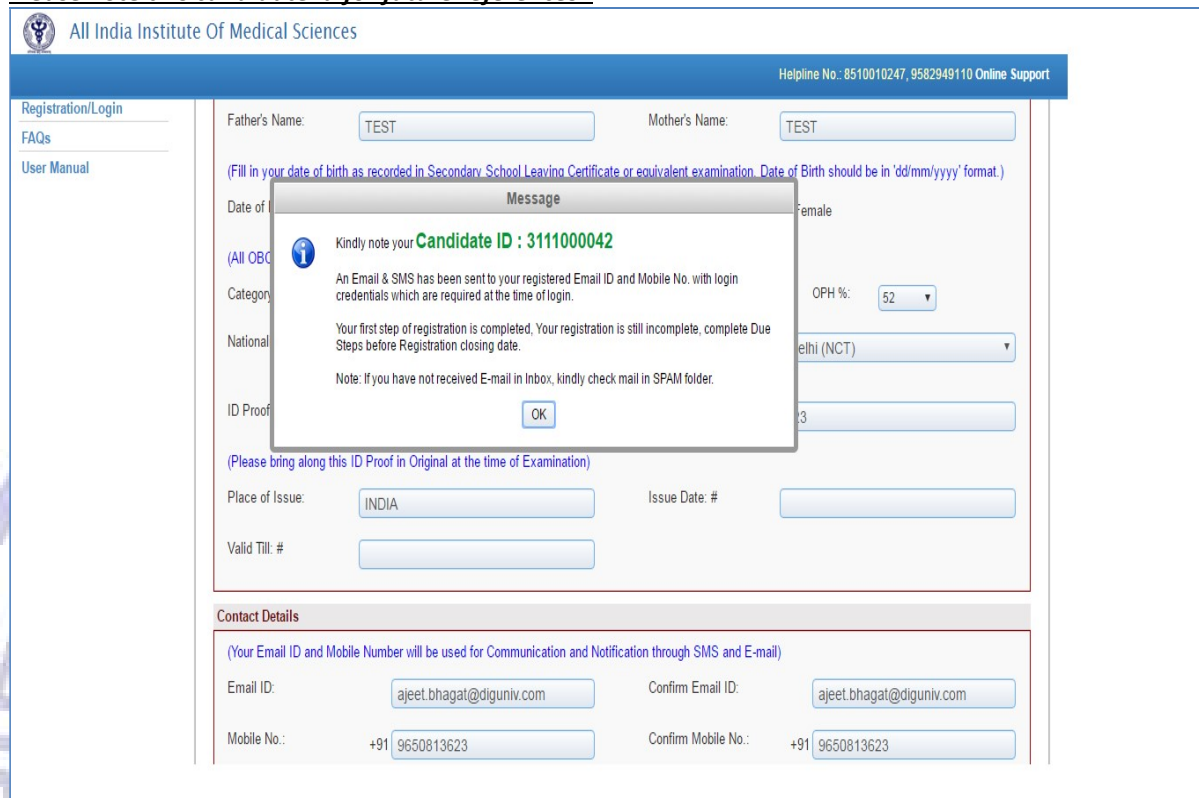
**DECLARATION OF ELIGIBILITY:** Kindly read the declaration carefully and give consent on it  
☒ I, hereby declare that the information filled in the form is correct and true to best of my knowledge. I further declare that I understand and fulfill the eligibility condition for AIIMS-BSc/MSc Courses as mention in the prospectus.

**Save & Exit** **Save & Proceed**

After filling the required information then click on **“Save & Proceed”** button.

After clicking the button a message will appear on screen containing '**Candidate ID**' and '**Password**'. An **Email and SMS** will also be sent to registered **E-mail Id** and **mobile number** having Login Credentials i.e. **Candidate ID** and **password**.

**Please note this candidate id for future references.**



### **a) Change Password**

Login with the provided login Credentials i.e. **Candidate Id and Password** and correct **Captcha**. On first time login, candidate has to change password through **Change Password** page.

**Re-login** with the new changed password to complete due steps of Registration Process



Logout My Page



General Links..!

Home  
 Change Password  
 Notification/Advertisement  
 Corrigendum/Addendum  
 Prospectus  
 Introduction  
 Schedule  
 Seats and Cities  
 Eligibility/Method of Selection  
 Course Fees  
 Upload Image Instructions  
 FAQs  
 User Manual

1 Registration 2 Make Payment 3 City Choice 4 Qualification & Address Details 5 Upload Images 6 Print Registration Form

## Change Password

Old password: New password: Confirm New password: Your password has been changed successfully. Kindly [login](#) with your new password.

Update

Reset


**b) Candidate Information Page(Dash Board)**

After logging in with Candidate Id and password, the next page appears will page will show the **all Six (6) steps of Registration Process**. First step is new candidate **Registration for B.SC./M.SC. COURSES Entrance Examination**.

**The color of the Number of the Step in Navigation Bar will change from RED to YELLOW as the steps get completed and candidate can jump/go to any steps among the completed steps at any time.**


Color will change from **RED** to **YELLOW** as a step of registration gets completed




All India Institute Of Medical Sciences

Welcome: TEST
Candidate ID: 3011000042
Helpline No.: 8510010247, 9582949110 Online Support

Logout
My Page



General Links..!

[Home](#)  
[Change Password](#)  
[Notification/Advertisement](#)  
[Corrigendum/Addendum](#)  
[Prospectus](#)  
[Introduction](#)  
[Schedule](#)  
[Seats and Cities](#)  
[Eligibility/Method of Selection](#)  
[Course Fees](#)  
[Upload Image Instructions](#)  
[Registration/Login](#)

1 Registration  
2 Qualification & Address Details  
3 Make Payment  
4 City Choice  
5 Upload Images  
6 Print Registration Form

Personal Details

|                 |             |                    |                      |
|-----------------|-------------|--------------------|----------------------|
| Candidate ID:   | 3111000042  | Course Applied:    | B.Sc.(Hons.) Nursing |
| Full Name:      | TEST        |                    |                      |
| Father's Name:  | TEST        | Mother's Name:     | TEST                 |
| Date of Birth:  | 31 Oct 1990 | Gender:            | Female               |
| Category:       | General     | Nationality:       | INDIAN               |
| OPH:            | Yes         | State of Domicile: | Delhi (NCT)          |
| OPH %:          | 52          |                    |                      |
| ID Proof:       | Adhar Card  | ID No:             | 123                  |
| Place of Issue: | INDIA       | Issue Date:        | NA                   |
| Valid Till:     | NA          |                    |                      |

Contact Details

|                   |                          |             |            |
|-------------------|--------------------------|-------------|------------|
| Email ID:         | ajeet.bhagat@diguniv.com | Mobile No.: | 9650813623 |
| Alternate Number: | No                       |             |            |

Due Steps

|   |                                 |            |
|---|---------------------------------|------------|
| x | Qualification & Address Details | Incomplete |
| x | Make Payment                    | Incomplete |
| x | City Choice                     | Incomplete |
| x | Upload Images                   | Incomplete |
| x | Print Registration Form         | Incomplete |

Edit
Proceed

Copyright © All India Institute of Medical Sciences, New Delhi. All rights Reserved

### c) Edit Information Page

Candidate should re-check the filled in information, in case there is some error in the information filled in the form Candidate can edit some information by clicking on **EDIT button**. It will redirect candidate to **Registration page** where some information can be edited.

**All India Institute Of Medical Sciences**

Welcome: TEST Candidate ID: 3011000042 Helpline No.: 8510010247, 9582949110 Online Support

Logout My Page

1 Registration 2 Qualification & Address Details 3 Make Payment 4 City Choice 5 Upload Images 6 Print Registration Form

**Personal Details**

|                 |             |                    |                      |
|-----------------|-------------|--------------------|----------------------|
| Candidate ID:   | 3111000042  | Course Applied:    | B.Sc.(Hons.) Nursing |
| Full Name:      | TEST        |                    |                      |
| Father's Name:  | TEST        | Mother's Name:     | TEST                 |
| Date of Birth:  | 31 Oct 1990 | Gender:            | Female               |
| Category:       | General     | Nationality:       | INDIAN               |
| OPH:            | Yes         | State of Domicile: | Delhi (NCT)          |
| OPH %:          | 52          |                    |                      |
| ID Proof:       | Adhar Card  | ID No:             | 123                  |
| Place of Issue: | INDIA       | Issue Date:        | NA                   |
| Valid Till:     | NA          |                    |                      |

**Contact Details**

|                   |                          |             |            |
|-------------------|--------------------------|-------------|------------|
| Email ID:         | ajeet.bhagat@diguniv.com | Mobile No.: | 9650813623 |
| Alternate Number: | No                       |             |            |

**Due Steps**

|   |                                 |            |
|---|---------------------------------|------------|
| x | Qualification & Address Details | Incomplete |
| x | Make Payment                    | Incomplete |
| x | City Choice                     | Incomplete |
| x | Upload Images                   | Incomplete |
| x | Print Registration Form         | Incomplete |

**Edit Proceed**

Copyright © All India Institute of Medical Sciences, New Delhi. All rights Reserved

After clicking **Save & Proceed** button, Candidate will be navigated to **Candidate Information (Dashboard)** Page.


All India Institute Of Medical Sciences

Helpline No.: 8510010247, 9582949110 Online Support

General Links.1

Home  
Notification/Advertisement  
Corrigendum/Addendum  
Prospectus  
Introduction  
Schedule  
Seats and Cities  
Eligibility/Method of Selection  
Course Fees  
Upload Image Instructions  
Registration/Login  
FAQs  
User Manual

1 Registration  
2 Qualification & Address Details  
3 Make Payment  
4 City Choice  
5 Upload Images  
6 Print Registration Form

Registration Form

All fields are mandatory except (#) marked fields.

Course Applying for : 01 - B.Sc.(Hons.) Nursing

Personal Details

(Enter Full Name as recorded in Secondary School Leaving Certificate or equivalent examination.)  
Full Name: TEST Re enter Full Name: TEST  
(Do not add salutation for Father's/Mother's name.)  
Father's Name: TEST Mother's Name: TEST  
(Fill in your date of birth as recorded in Secondary School Leaving Certificate or equivalent examination. Date of Birth should be in 'dd/mm/yyyy' format.)  
Date of Birth: 31/10/1990 Gender: Female  
(All OBC Creamy Layer Candidate will be consider as General)  
Category: SC ST OBC(NCL) General OPH: Yes No OPH %: 52  
Nationality: Indian OCI Other State of Domicile: Delhi (NCT)  
ID Proof: Adhar Card ID No.: 123  
(Please bring along this ID Proof in Original at the time of Examination)  
Place of Issue: INDIA Issue Date: #  
Valid Till: #

Contact Details

(Your Email ID and Mobile Number will be used for Communication and Notification through SMS and E-mail)  
Email ID: ajeet.bhagat@diguniv.com Confirm Email ID: ajeet.bhagat@diguniv.com  
Mobile No.: +91 9650813623 Confirm Mobile No.: +91 9650813623  
Please enter your 10 digit mobile number only. Don't add "0" or "+91" before it. For Landline number please enter the "STD" code of that area.  
Alternate Number: # Mobile Landline

Note: Full Name, Date of Birth, Category, OPH, Emailid and Mobile No. cannot be changed once payment of Registration fee is done.

DECLARATION OF ELIGIBILITY: Kindly read the declaration carefully and give consent on it  
I, hereby declare that the information filled in the form is correct and true to best of my knowledge. I further declare that I understand and fulfill the eligibility condition for AIIMS-BSc/MSc Courses as mention in the prospectus.

Save & Exit Save & Proceed

Click on Save & Proceed button to go to next step of registration "Make Payment".

## Step 2: Qualification and Address Details

After third step of registration process is completed, the next step is to fill **Qualification & Address Details**. Candidate should fill all the information asked for regarding Qualifying Examination like Name, Status, and Board of Exam etc. and complete permanent and correspondence address.

**All India Institute Of Medical Sciences**

Welcome: TEST Candidate ID: 3011000042 Helpline No.: 8510010247, 9582949110 Online Support

Logout My Page

1 Registration 2 Qualification & Address Details 3 Make Payment 4 City Choice 5 Upload Images 6 Print Registration Form

**Qualification & Address Details**

**Educational Qualification**

Qualifying Exam: MBBS/BDS  
Qualifying Exam Status: Passed  
Exam Board Name: xyz State Name: Delhi (NCT)  
Subjects: xyz Passing Year: 17/08/2005

Scoring Scheme: ☒ Percentage ☐ CGPA

| Exam Passed | Marks Obtained | Max Marks | Percentage(%) |
|-------------|----------------|-----------|---------------|
| MBBS/BDS    | 120            | 260       | 46.15         |

Whether You are a Government Employee: ☒ Yes ☐ No Department: xyz

**Address Details:** ☒ (Check here if Correspondence Address is same as filled Permanent Address)

**(A) Permanent Address**

Address Line 1: XYZ  
Address Line 2 #: XYZ  
Address Line 3 #: XYZ  
Country: India

**(B) Correspondence Address**

Address Line 1: XYZ  
Address Line 2 #: XYZ  
Address Line 3 #: XYZ  
Country: India

Save & Exit Save & Proceed

Copyright © All India Institute of Medical Sciences, New Delhi. All rights Reserved

After filling all required information candidate should click on **Save and Proceed** button to go to next step.



### **Step 3: Make Payment**

On Clicking “Proceed” button candidate navigates to **Make Payment** page to pay registration Fee. Payment of registration fee can only be done through **Online Mode i.e. Debit/Credit card and Internet Banking.**

**Candidate can choose the payment mode of his choice from various options available to pay Registration Fee**

The screenshot displays the 'STATE BANK MULTI OPTION PAYMENT SYSTEM' interface. It is divided into three main sections: 'Net Banking', 'Card Payments', and 'Other Payments Modes'.  
1. **Net Banking**: Contains two options: 'SBI' with 'Nil' bank charges and 'Other Banks' with 'Bank Charges: 17.1'. Both have a 'Click Here' button.  
2. **Card Payments**: Contains three options: 'State Bank Debit Cards' with 'Bank Charges: Nil', 'Other Bank Debit Cards' with 'Bank Charges: 0.03', and 'Credit Cards' with 'Bank Charges: 0.03'. Each has a 'Click Here' button.  
3. **Other Payments Modes**: Contains one option: 'Buddy' with 'Bank Charges: 5.75' and a 'Click Here' button.

**To pay registration fee through Credit/Debit Card**, candidate should enter the information asked for, to pay through on line mode and click on **PAY** button.

**भारतीय स्टेट बैंक**  
**State Bank of India**  
*With you - all the way*

**Welcome to State Bank of India's Secure Payment Gateway**


Dear Customer,  
SBI Payment Gateway will secure your payment to **MOPSBIDRCARD**.



Select the type of card\*

Card Number \*   
(Please enter your card number without any spaces)

Name on Card

Purchase Amount **INR 1.01**

Word Verification \*   
Type the characters you see in the picture below  
 [Click here for new image.](#)

AFTER PRESSING PAY, KINDLY DO NOT REFRESH AND DO NOT PRESS THE BACK BUTTON.

ALL INTERNET BASED TRANSACTIONS USING STATE BANK DEBIT CARDS WOULD NEED A 3D SECURE PASSWORD.

Verified by **VISA** **MasterCard** **SecureCode** **RuPay** **HACKER SAFE**

A service brought to you by State Bank of India

**Note:** This page will expire in 10 minutes and if you fail to complete the transaction in 10 minutes you will be redirected to the order page of MOPSBIDRCARD  
If you wish to discontinue with the order, request you to click on Cancel button, you will be redirected to the order page of MOPSBIDRCARD.

To pay registration fee through Net banking, candidate should Login with your credentials of net banking and click on submit button to proceed for payment.

**भारतीय स्टेट बैंक**  
**State Bank of India**  
*With you - all the way*

**Online SBI**


**Login** 03-Feb-2016 [02:43 PM IST]

User Name \*


Password \*

☐ Enable Virtual Keyboard

[FAQ](#) | [About Phishing](#)

 This site uses highly secure 256-bit encryption certified by VeriSign.

**Disclaimer:** The privacy of contract is between you and the service provider. Bank is only facilitating a payment mechanism and is not responsible for any deficiency in service by the service provider.

 > Mandatory fields are marked with an asterisk (\*)  
> Do not provide your username and password anywhere other than in this page  
> Your user name and password are highly confidential. Never part with them. SBI will never ask for this information.

© Copyright SBI. [Privacy Statement](#) | [Disclosure](#) | [Password Management](#) | [Security Tips](#) | [Terms of Use](#)

Registration fee amount will reflect in the form and candidate should check the details carefully before clicking **Confirm** button.

State Bank of India  
the nation banks on us

Welcome : Mr. DEEPAK FULLAR

Your previous site visit: 30-Jan-2016 09:08 IST

All India Institute Of Medical Sciences

03-Feb-2016 [14:45 IST] [Help](#)

You can debit any of your transaction accounts to pay All India Institute Of Medical Sciences.

Select an account and enter All India Institute Of Medical Sciences payment details

| Account No. / Nick name | Account Type    | Branch                          |
|-------------------------|-----------------|---------------------------------|
| 00000031845166704       | Savings Account | GREEN PARK EXTENSION, NEW DELHI |

Selected Account: 00000031845166704

Payment details

Your Reference No: 100005443

Amount: 1000

UDF1: -

UDF2: -

UDF3: -

Redirect URL: http://demo.aiimsonline.in/Response

Amount in words: One Rupees only

[Confirm](#) [Reset](#)

Candidate must remember to take printout of Payment Receipt as a proof of successful payment of registration fee by clicking on **Print** button.

All India Institute Of Medical Sciences

Welcome: TEST Candidate ID: 3011000042 Helpline No.: 8510010247, 9582949110 Online Support

[Logout](#) [My Page](#)

1 Registration 2 Qualification & Address Details 3 Make Payment 4 City Choice 5 Upload Images 6 Print Registration Form

Payment Details

**ALL INDIA INSTITUTE OF MEDICAL SCIENCES**  
Ansari Nagar, New Delhi - 110608

**Payment Receipt - MBBS Course 2016**

|                      |            |                    |            |
|----------------------|------------|--------------------|------------|
| Candidate ID:        | 3111000042 | Registration No:   | 30000049   |
| Candidate Name:      | TEST       | Category:          | General    |
| Date of Birth:       | 31/10/1990 | Disability Status: | Yes        |
| Gender:              | Male       |                    |            |
| <b>Amount: Rs. 0</b> |            |                    |            |
| Mode of Payment:     | Online     | Date:              | 18/03/2016 |
| Transaction ID:      | 0          | Status:            | Exempted   |

[Print](#) [Proceed](#)


Copyright © All India Institute of Medical Sciences, New Delhi. All rights Reserved

#### Step 4: City Choice

The third step of registration is **City Choice** for entrance examination. After successful payment of registration fee candidate will be directed to **City Choice Page** by clicking the Proceed button.


The City availability list shows the real time status of seats available in a city.

***"City once chosen cannot be changed, so pay at most care while opting city"***


**All India Institute Of Medical Sciences**

Welcome: TEST    Candidate ID: 3011000042    Helpline No : 8510010247, 9582949110 Online Support

Logout    My Page



General Links .!

Home  
Change Password  
Notification/Advertisement  
Corrigendum/Addendum  
Prospectus  
Introduction  
Schedule  
Seats and Cities  
Eligibility/Method of Selection  
Course Fees  
Upload Image Instructions  
Registration/Login

1 Registration    2 Qualification & Address Details    3 Make Payment    4 City Choice    5 Upload Images    6 Print Registration Form

**Opted City Details**

| Candidate Name | Candidate ID | Opted City |
|----------------|--------------|------------|
| TEST           | 3111000042   | Delhi/NCR  |

Proceed

Note: AIIMS will make all efforts to ensure that the candidate is allotted a centre in the cities chosen by the applicant. due to circumstances such as lack of sufficient number of candidates, logistic, administrative and other reasons, an Examination Centre in another city may be allotted finally. Applicants are therefore required to be prepared to appear for the examination in the Examination Centre allotted to them.

## Step 5: Upload Images

In 5<sup>th</sup> step of registration form, Candidate need to upload his/her latest passport size Photograph, Signature and Thumb Impression. The supported digital image format includes .gif, .png, .jpg/jpeg.

### Upload Images

First read the instructions given regarding **Photo, Signature and Left Thumb Impression** upload. To upload image click **Choose File** button and browse to path where the image is stored. You can see the preview of the uploaded images. Please refer to **Sample Images** provided on the page, if you are satisfied with the preview of images, click on **Accept** button else try again to upload the images. After uploading all three required images, give consent on the declaration and click on **Save & Proceed** button.

**Note: Images once uploaded cannot be changed later so candidates are requested to pay due attention while uploading the images.**



All India Institute Of Medical Sciences  
 Welcome: TESTRAG Candidate ID: 311000002 Helpline No.: 8510010247, 9820491010 Online Support

Logout | My

General Links

- Home
- Change Password
- Notification/Advertisement
- Concurrence/Admission
- Prospectus
- Introduction
- Schedule
- Seats and Cities
- Eligibility/Method of Selection
- Courses Fees
- Upload Image
- Registration/Login
- FAQs
- User Manual

1 Registration 2 Qualification & Address 3 Make Payment 4 City Choice 5 Upload Images 6 Print Registration

### Upload Photo

Photograph once uploaded cannot be changed, unless rejected by AIIMS.

Choose File No file chosen

- The uploaded photograph is not more than six months old.
- Background colour of photograph is white.
- Photograph is not blurred.
- Photograph size is as per instructions.
- This Photograph is mine.

Accept

Sample Image

Instruction for photo upload:

- Photograph must be a passport size colour photograph without border and clearly showing the face.
- Photograph must be a recently clicked or should not be more than 6 months old. The dimension of photograph must be 3.5\*4.5 cm (width/height).
- Photograph must be clicked in colour with white background only.
- Draw a box of 3.5\*4.5 cm (width/height) on A4 white paper sheet, and paste the photo in the box.
- Scan the box with photograph pasted in it, not the whole paper sheet. Save the image as .jpg/.jpeg/.gif/.png image.
- The size of image should be between 50-100 kb. Size of the image can be checked by right click on the image and then go to "Properties" link.
- If the size of the image is more than 100 kb, then adjust the settings of scanner such as set the dpi of the scanner to 200 dpi and quality of image at low. If image size is still more than 100 kb then resize the image to the given specifications.

### Upload Signature

Signature once uploaded cannot be changed, unless rejected by AIIMS.

Choose File No file chosen

- Background colour of signature is white.
- Signature is not blurred.
- Signature size is as per instructions.
- This Signature is mine.

Accept

Sample Signature

Instruction for Signature upload:

- Draw a box of 8\*3 cm (width/height) on a white paper sheet.
- Take a thick tip black/blue ink pen (preferably fountain pen).
- The applicant has to put his/her signature in full in the box drawn.
- Following kind of signatures are NOT acceptable:
  - Signature containing initials only
  - Signature in CAPITAL LETTERS
  - Signature with overwriting
- Signature must be signed by the applicant, not by any other person. Signature should be done in the center of the box.
- Scan the box with signature only, not the whole sheet. Save the signature as .jpg/.jpeg/.gif/.png image.
- The size of image should be between 50-50 kb. Size of the image can be checked by right click on the image and then go to "Properties" link.
- If the size of the image is more than 50 kb, then adjust the settings of scanner such as set the dpi of the scanner to 200 dpi and quality of image at low. If image size is still more than 50 kb then resize the image to the given specifications.

### Upload Left Thumb Impression

Choose File No file chosen

- Background colour of Thumb Impression is white.
- Thumb Impression is not blurred and lines are clearly visible.
- Thumb Impression size is as per instructions.
- This Thumb Impression is mine.

Accept

Sample Thumb Impression

Instruction for Thumb Print upload:

- Draw a box of 4\*3 cm (width/height) on a white paper sheet.
- Put your left thumb on a black ink pad. Ink should have covered your entire thumb.
- Put your left thumb print in the box drawn on paper sheet. Do not press thumb too hard.
- Thumb print should be clear such that the lines of thumb can be clearly seen by naked eyes.
- Scan the box with thumb print only, not the whole sheet. Save the thumb print as .jpg/.jpeg/.gif/.png image.
- The size of image should be between 50-100 kb. Size of the image can be checked by right click on the image and then go to "Properties" link.
- If the size of the image is more than 100 kb, then adjust the settings of scanner such as set the dpi of the scanner to 200 dpi and quality of image at low. If image size is still more than 50 kb then resize the image to the given specifications.

DECLARATION: I hereby declare that the information furnished by me in the Registration/Application Form is correct and nothing has been concealed. In case any information furnished by me is found to be false/incorrect/untrue then I shall be liable to civil/criminal prosecution and my claim to admission/appointment/registration/ service in the Institute may be cancelled/terminated.

Save & Exit Save & Proceed

## Step 6: Print Registration Form *(This is the most important step of registration process)*

The sixth and the Last Step is **Print Registration Form**. Candidate must take print of Registration Form once all steps of registration are completed. Click on **Submit** button and take printout of Registration Form. Registration Form contains all the details provided by candidate during on line registration i.e. Personal Details, Payment details, City Choice, Qualification & Address Details and Uploaded Images etc.



## All India Institute of Medical Sciences

Ansari Nagar, New Delhi - 110008  
Entrance Examination - 2016

### Registration Form - AIIMS B.Sc / M.Sc Courses - 2016

**Candidate Profile**      Candidate ID: 3111000042      Registration No: 30000049      Registration Date: 18/03/2016

|                                |                                 |  |
|--------------------------------|---------------------------------|--|
| Candidate Name: TEST           | Date of Birth: 31 Oct 1990      |  |
| Gender: Male                   | Category: General               |  |
| Father's Name: TEST            | Mother's Name: TEST             |  |
| OPH Status: Yes                | OPH %: 52                       |  |
| Nationality: INDIAN            | State of Domicile : Delhi (NCT) |  |
| Applied Course : M.Sc. Anatomy |                                 |  |

#### Contact Details

|                                                                                   |                                                                                    |
|-----------------------------------------------------------------------------------|------------------------------------------------------------------------------------|
| Address for Permanent:<br>XYZ, XYZ, XYZ, Gandhi Nagar, Delhi (NCT), India, 110059 | Correspondence Address:<br>XYZ, XYZ, XYZ, Gandhi Nagar, Delhi (NCT), India, 110059 |
| Mobile No: 1. 9650813623 ,      2. No                                             | E-Mail ID: ajeet.bhagat@diguniv.com                                                |

#### Qualification Details

| Qualifying Exam | Qualifying Exam Status | Roll No. : | Exam Board Name | Subject Choice | Passing/Expected Year |
|-----------------|------------------------|------------|-----------------|----------------|-----------------------|
| MBBS/BDS        | Passed                 | NA         | xyz             | xyz            | 17/08/2005            |

#### Academic Details

| Qualifying Exam Status | Scoring Scheme | Max Marks | Marks Obtained | Percentage(%) |
|------------------------|----------------|-----------|----------------|---------------|
| Passed                 | Percentage     | 160.00    | 120.00         | 75.00         |

#### Other Details

|                                            |                      |                                          |                  |
|--------------------------------------------|----------------------|------------------------------------------|------------------|
| Whether You are a Government Employee: Yes | Department Name: xyz | Whether AIIMS Departmental Candidate: No | Department Name: |
|--------------------------------------------|----------------------|------------------------------------------|------------------|

#### Valid Photo Identity (To be presented in original at the Examination Center along with Admit Card)

|                      |            |                       |                |                |
|----------------------|------------|-----------------------|----------------|----------------|
| ID Proof: Adhar Card | ID No: 123 | Place of Issue: INDIA | Issue Date: NA | Valid Till: NA |
|----------------------|------------|-----------------------|----------------|----------------|

#### Payment Details

|                |                  |                   |           |
|----------------|------------------|-------------------|-----------|
| Mode: Exempted | Date: 18/03/2016 | Transaction ID: 0 | Amount: 0 |
|----------------|------------------|-------------------|-----------|

#### Examination City Opted: Kolkata

**UNDERTAKING/DECLARATION:** I hereby declare that the information furnished by me in the Registration/Application Form is correct and nothing has been concealed. In case any information furnished by me is found to be false/incorrect/untrue than i shall be liable to civil/criminal prosecution and my claim to admission/appointment/registration/ service in the Institute may be cancelled/terminated.

Signature of Candidate

Thumb of Candidate

Back

Submit

Check all the details in **Registration Form** carefully, if some entered information is to be corrected/ edited then click on edit button, do the necessary corrections and then click on **Final Submit button**.



## All India Institute of Medical Sciences

Ansari Nagar, New Delhi - 110008  
Entrance Examination - 2016

### Registration Form - AIIMS B.Sc / M.Sc Courses - 2016

**Candidate Profile**      Candidate ID: 3111000042      Registration No: 30000049      Registration Date: 18/03/2016

|                                |                                 |  |
|--------------------------------|---------------------------------|--|
| Candidate Name: TEST           | Date of Birth: 31 Oct 1990      |  |
| Gender: Male                   | Category: General               |  |
| Father's Name: TEST            | Mother's Name: TEST             |  |
| OPH Status: Yes                | OPH %: 52                       |  |
| Nationality: INDIAN            | State of Domicile : Delhi (NCT) |  |
| Applied Course : M.Sc. Anatomy |                                 |  |

#### Contact Details

|                                                                                   |                                                                                    |
|-----------------------------------------------------------------------------------|------------------------------------------------------------------------------------|
| Address for Permanent:<br>XYZ, XYZ, XYZ, Gandhi Nagar, Delhi (NCT), India, 110059 | Correspondence Address:<br>XYZ, XYZ, XYZ, Gandhi Nagar, Delhi (NCT), India, 110059 |
| Mobile No: 1. 9650813623 ,      2. No                                             | E-Mail ID: ajeet.bhagat@diguniv.com                                                |

#### Qualification Details

| Qualifying Exam | Qualifying Exam Status | Roll No. : | Exam Board Name | Subject Choice | Passing/Expected Year |
|-----------------|------------------------|------------|-----------------|----------------|-----------------------|
| MBBS/BDS        | Passed                 | NA         | xyz             | xyz            | 17/08/2005            |

#### Academic Details

| Qualifying Exam Status | Scoring Scheme | Max Marks | Marks Obtained | Percentage(%) |
|------------------------|----------------|-----------|----------------|---------------|
|                        |                | 160.00    | 120.00         | 75.00         |

#### Other Details

|                                            |                      |                                          |                  |
|--------------------------------------------|----------------------|------------------------------------------|------------------|
| Whether You are a Government Employee: Yes | Department Name: xyz | Whether AIIMS Departmental Candidate: No | Department Name: |
|--------------------------------------------|----------------------|------------------------------------------|------------------|

#### Valid Photo Identity (To be presented in original at the Examination Center along with Admit Card)

|                      |            |                       |                |                |
|----------------------|------------|-----------------------|----------------|----------------|
| ID Proof: Adhar Card | ID No: 123 | Place of Issue: INDIA | Issue Date: NA | Valid Till: NA |
|----------------------|------------|-----------------------|----------------|----------------|

#### Payment Details

|                |                  |                   |           |
|----------------|------------------|-------------------|-----------|
| Mode: Exempted | Date: 18/03/2016 | Transaction ID: 0 | Amount: 0 |
|----------------|------------------|-------------------|-----------|

#### Examination City Opted: Kolkata

**UNDERTAKING/DECLARATION:** I hereby declare that the information furnished by me in the Registration/Application Form is correct and nothing has been concealed. In case any information furnished by me is found to be false/incorrect/untrue than i shall be liable to civil/criminal prosecution and my claim to admission/appointment/registration/ service in the Institute may be cancelled/terminated.

Signature of Candidate

Thumb of Candidate

Print

Back

Final Submit

Candidate shall get an **Acknowledge Mail** from AIIMS having **Unique Registration No.** on click of **Final Submit button.**

If Final Submission of registration form is not done, Acknowledge mail will not be sent and registration will be treated as Incomplete.

Take the print of the Registration Form before final submission of form. Candidate can take the print out of the **Registration Form** by clicking on **Print** button.

After clicking **Final Submit button**, color of buttons in navigation bar of will change to **Yellow**.

AIIMS B.Sc / M.Sc Courses-2017 Entrance Examination

Welcome To The Login Page

If You have already registered, then kindly enter Candidate ID & Password for login, else click on [Click Here](#) Button for login credentials.

**New Registration**

Please read Prospectus and User Manual carefully before proceeding

If you have read the Prospectus carefully and not registered yet, then kindly register first by clicking the button given below.

[Click Here](#)

**Applicant Login**

If you have already registered, then kindly enter Candidate ID & Password.

Candidate ID:

Password:

Enter Captcha:

3 0 6 4

Type the characters shown in the picture

[Login](#) [Forgot your login details?](#)

**Compatible Browsers**

It is recommended that use Internet Explorer 9 and above, Firefox 3.5 and above and Google Chrome for best view and functionality.

**Important Announcement**

After completing all 6 steps of registration candidate will be registered successfully and can navigate to any completed step through **Navigation Buttons** available on top of the page.

The submitted registration form will be reviewed for the uploaded images and the eligibility of the candidate. The review process of the uploaded images may take 7 to 10 days.

Candidate should **Logout** after registration is done successfully.



Candidates are required to upload their Photograph, Signature and Left Thumb Impression during Online Registration

**PHOTOGRAPH:**





















1. One (1) recent color passport size photograph with **white background** is required. The dimension of the photograph should be 3.5 \* 4.5 cms (width \* height).
2. *Black & White / Polaroid photographs are NOT acceptable.* Photo should not be taken by mobile phone camera.
3. It should be taken professionally so that it may not blur while enlarging it.
4. **Photograph MUST be recently taken, it should not be more than six months prior from the starting of Online Registration.**
5. Draw a box having size 3.5 x 4.5 cms (width \* height) on a plain white sheet and paste the photograph inside the box.
6. Select the area having photograph only, not the whole sheet and scan the photograph on 200 dpi.
7. Save the scanned image as "**Photograph.jpg**" (supported formats include gif, png, jpg/ jpeg)
8. Keep the size of image between **50KB to 100 KB**











**UPLOADING PHOTOGRAPH**











Candidates must upload Photograph to correct specified field. Do not make any mistake in uploading Photograph.

1. To upload "**Photograph.jpg**"
  - a. "**Choose file**" Button right to the photograph field.
  - b. Select the scanned "**Photograph.jpg**" file from saved location and click "Open" Button.

While uploading images during Online Registration, please refer following Not Acceptable/ Acceptable sample images

| Not acceptable Photograph                                                                                          | Reason for Rejection                                                                                                                                                                                                     | Acceptable                                                                                                           |
|--------------------------------------------------------------------------------------------------------------------|--------------------------------------------------------------------------------------------------------------------------------------------------------------------------------------------------------------------------|----------------------------------------------------------------------------------------------------------------------|
| <br>Name : XXXXXX<br>24.02.2015   | <b>Poor digital Resolution(100x75)</b><br>           | <br>Name : XXXXXX<br>24.02.2015   |
| <br>Name : XXXXXX<br>24.02.2015   | <b>Facial area is less than 50% of total</b><br>     | <br>Name : XXXXXX<br>24.02.2015   |
| <br>Name : XXXXXX<br>24.02.2015  | <b>Coloured background</b><br>                   | <br>Name : XXXXXX<br>24.02.2015  |
| <br>Name : XXXXXX<br>24.02.2015 | <b>Shadow on face</b><br>                        | <br>Name : XXXXXX<br>24.02.2015 |
| <br>Name : XXXXXX<br>24.02.2015 | <b>Dark/Tinted Spectacles or Sunglasses</b><br>  | <br>Name : XXXXXX<br>24.02.2015 |

| Not acceptable Photograph                                                                                               | Reason for Rejection                                      | Acceptable                                                                                                                |
|-------------------------------------------------------------------------------------------------------------------------|-----------------------------------------------------------|---------------------------------------------------------------------------------------------------------------------------|
|  <p>Name : XXXXXX<br/>24.02.2015</p>   | <p>Too much glare on spectacles</p> <p>✗</p> <p>✓</p>     |  <p>Name : XXXXXX<br/>24.02.2015</p>   |
|  <p>Name : XXXXXX<br/>24.02.2015</p>   | <p>Spectacle rim over eyes</p> <p>✗</p> <p>✓</p>          |  <p>Name : XXXXXX<br/>24.02.2015</p>   |
|  <p>Name : XXXXXX<br/>24.02.2015</p>  | <p>Lock of hair over eyes</p> <p>✗</p> <p>✓</p>           |  <p>Name : XXXXXX<br/>24.02.2015</p>  |
|  <p>Name : XXXXXX<br/>24.02.2015</p> | <p>Not looking straight into camera</p> <p>✗</p> <p>✓</p> |  <p>Name : XXXXXX<br/>24.02.2015</p> |
|  <p>Name : XXXXXX<br/>24.02.2015</p> | <p>Cropped image</p> <p>✗</p> <p>✓</p>                    |  <p>Name : XXXXXX<br/>24.02.2015</p> |

| Not acceptable Photograph                                                                                               | Reason for Rejection                                                                                            | Acceptable                                                                                                                |
|-------------------------------------------------------------------------------------------------------------------------|-----------------------------------------------------------------------------------------------------------------|---------------------------------------------------------------------------------------------------------------------------|
|  <p>Name : XXXXXX<br/>24.02.2015</p>   | <p><b>Improper flash or Improper lighting</b></p> <p>✗</p> <p>✓</p>                                             |  <p>Name : XXXXXX<br/>24.02.2015</p>   |
|  <p>Name : XXXXXX<br/>24.02.2015</p>   | <p><b>Photo taken with mobile phone (including “selfies”) resulting in distorted face</b></p> <p>✗</p> <p>✓</p> |  <p>Name : XXXXXX<br/>24.02.2015</p>   |
|  <p>Name : XXXXXX<br/>24.02.2015</p>  | <p><b>Distortion due to enlargement of an original smaller image</b></p> <p>✗</p> <p>✓</p>                      |  <p>Name : XXXXXX<br/>24.02.2015</p>  |
|                                      | <p><b>Name of applicant and Date of photograph not present</b></p> <p>✗</p> <p>✓</p>                            |  <p>Name : XXXXXX<br/>24.02.2015</p> |
|  <p>Name : XXXXXX<br/>24.02.2015</p> | <p><b>Black &amp; White Photographs</b></p> <p>✗</p> <p>✓</p>                                                   |  <p>Name : XXXXXX<br/>24.02.2015</p> |



## LEFT THUMB IMPRESSION

1. Draw a box having size **4 x 3 cms** (width \* height) on a plain white sheet.
2. Take a good quality of stamp pad.
3. Put your left thumb gently on the stamp pad and role lightly in horizontal manner.
4. The lines of the finger should be clearly visible in the print
5. Scan the area of white sheet having thumb impression only, not the whole sheet
6. Scan the left thumb impression on 200 dpi. It should not be blurred while enlarging it.
7. Save the image as "**Left Thumb Impression.jpg**". Supported formats of the images include gif, png, jpg/ jpeg.
8. Keep the size of image between **10 KB to 50 KB**


## UPLOADING LEFT THUMB IMPRESSION:

1. To upload "**Left Thumb Impression.jpg**"
  - a. Click "Choose file" button right to the Left Thumb Impression field.
  - b. Select the Scanned "**Left Thumb Impression.jpg**" file from saved location and click "Open" Button.

**While uploading Signature during Online Registration, please refer following Not Acceptable / Acceptable sample Signature images**



Properly uploaded Left Thumb Impression in .jpg . The Left Thumb Impression is clear and of proper size.



NOT ACCEPTABLE: Left Thumb Impression Left Thumb Impression uploaded is blurred.



NOT ACCEPTABLE: Left Thumb Impression uploaded is partly obscured by too much ink.



NOT ACCEPTABLE: Left Thumb Impression uploaded is partly cropped / not scanned completely

## SIGNATURE

1. Draw a box having size **6 x 3 cms** (width \* height) on a plain white sheet and put the signature inside the box.
2. Signature should be done with thick point Black/Blue pen only. Signature having only Initials or done in CAPITAL letters are not acceptable.
3. Scan the area having signature only not the whole sheet. Scan the signature on 200 dpi. It should not be blurred while enlarging it
4. Save the scanned image as "**Signature.jpg**". Supported formats of the images include gif, png, jpg/ jpeg. Keep the size of the image between **10 KB to 50 KB**

### UPLOADING SIGNATURE :

Candidates must upload Signature to correct specified field. Do not make any mistake in uploading Signature.

1.To upload "**Signature.jpg**"

- a. Click "Choose file" button right to the signature field.
- b. Select the scanned "**Signature.jpg**" file from saved location and click "Open" Button.

While uploading Signature during Online Registration, please refer following Not Acceptable / Acceptable sample Signature images.

|  |  |                                                                                                                 |
|--|--|-----------------------------------------------------------------------------------------------------------------|
|  |  | Properly uploaded signature that is in black with white background . The signature is clear and of proper size. |
|  |  | NOT ACCEPTABLE: Signature uploaded is very small                                                                |
|  |  | NOT ACCEPTABLE: Signature is in coloured ink                                                                    |
|  |  | NOT ACCEPTABLE: Signature uploaded is too light and unclear                                                     |
|  |  | NOT ACCEPTABLE: Signature uploaded alongwith background                                                         |
|  |  | NOT ACCEPTABLE: Signature uploaded is partly obscured by marks / sprinkled ink                                  |
|  |  | NOT ACCEPTABLE: Signature uploaded is blurred                                                                   |
|  |  | NOT ACCEPTABLE: Signature is cropped / not scanned properly                                                     |

## APPENDIX -II: SPECIFIED DISABILITY CLAUSE

A SCHEDULE is annexed regarding, "SPECIFIED DISABILITY" clause (zc) of section 2, that states as under,

### 1. Physical disability

A. Locomotor disability (a person's inability to execute distinctive activities associated with movement of self and objects resulting from affliction of musculoskeletal or nervous system or both), including—

- (a) "leprosy cured person" means a person who has been cured of leprosy but is suffering from—
  - (i) loss of sensation in hands or feet as well as loss of sensation and paresis in the eye and eye-lid but with no manifest deformity;
  - (ii) manifest deformity and paresis but having sufficient mobility in their hands and feet to enable them to engage in normal economic activity;
  - (iii) extreme physical deformity as well as advanced age which prevents him/her from undertaking any gainful occupation, and the expression "leprosy cured" shall construed accordingly;
- (b) "cerebral palsy" means a Group of non-progressive neurological condition affecting body movements and muscle coordination, caused by damage to one or more specific areas of the brain, usually occurring before, during or shortly after birth;
- (c) "dwarfism" means a medical or genetic condition resulting in an adult height of 4 feet 10 inches (147 centimeters) or less;
- (d) "muscular dystrophy" means a group of hereditary genetic muscle disease that weakens the muscles that move the human body and persons with multiple dystrophy have incorrect and missing information in their genes, which prevents them from making the proteins they need for healthy muscles. It is characterized by progressive skeletal muscle weakness, defects in muscle proteins, and the death of muscle cells and tissue;
- (e) "acid attack victims" means a person disfigured due to violent assaults by throwing of acid or similar corrosive substance.

### B. Visual impairment—

- (a) "blindness" means a condition where a person has any of the following conditions, after best correction—
  - (i) total absence of sight; or
  - (ii) visual acuity less than 3/60 or less than 10/200 (Snellen) in the better eye with best possible correction; or 92
  - (iii) limitation of the field of vision subtending an angle of less than 10 degree.
- (b) "low-vision" means a condition where a person has any of the following conditions, namely:—
  - (i) visual acuity not exceeding 6/18 or less than 20/60 upto 3/60 or upto 10/200 (Snellen) in the better eye with best possible corrections; or
  - (ii) limitation of the field of vision subtending an angle of less than 40 degree up to 10 degree.

### C. Hearing impairment -

- (a) "deaf" means persons having 70 DB hearing loss in speech frequencies in both ears;
- (b) "hard of hearing" means person having 60 DB to 70 DB hearing loss in speech frequencies in both ears;

D. "Speech and language disability" means a permanent disability arising out of conditions such as laryngectomy or aphasia affecting one or more components of speech and language due to organic or neurological causes.



2. Intellectual disability, a condition characterized by significant limitation both in intellectual functioning (reasoning, learning, problem solving) and in adaptive behavior which covers a range of every day, social and practical skills, including—

- (a) "specific learning disabilities" means a heterogeneous group of conditions wherein there is a deficit in processing language, spoken or written, that may manifest itself as a difficulty to comprehend, speak, read, write, spell, or to do mathematical calculations and includes such conditions as perceptual disabilities, dyslexia, dysgraphia, dyscalculia, dyspraxia and developmental aphasia;
- (b) "autism spectrum disorder" means a neuro-developmental condition typically appearing in the first three years of life that significantly affects a person's ability to communicate, understand relationships and relate to others, and is frequently associated with unusual or stereotypical rituals or behaviours.

3. Mental behaviour,— "mental illness" means a substantial disorder of thinking, mood, perception, orientation or memory that grossly impairs judgment, behaviour, capacity to recognize reality or ability to meet the ordinary demands of life, but does not include retardation which is a condition of arrested or incomplete development of mind of a person, specially characterized by subnormality of intelligence.

4. Disability caused due to—

(a) chronic neurological conditions, such as—

- (i) "multiple sclerosis" means an inflammatory, nervous system disease in which the myelin sheaths around the axons of nerve cells of the brain and spinal cord are damaged, leading to demyelination and affecting the ability of nerve cells in the brain and spinal cord to communicate with each other;
- (ii) "parkinson's disease" means a progressive disease of the nervous system marked by tremor, muscular rigidity, and slow, imprecise movement, chiefly affecting middle-aged and elderly people associated with degeneration of the basal ganglia of the brain and a deficiency of the neurotransmitter dopamine.

(b) Blood disorder—

- (i) "haemophilia" means an inheritable disease, usually affecting only male but transmitted by women to their male children, characterized by loss or impairment of the normal clotting ability of blood so that a minor wound may result in fatal bleeding;
- (ii) "thalassemia" means a group of inherited disorders characterized by reduced or absent amounts of haemoglobin.
- (iii) "sickle cell disease" means a hemolytic disorder characterized by chronic anemia, painful events, and various complications due to associated tissue and organ damage; "hemolytic" refers to the destruction of the cell membrane of red blood cells resulting in the release of hemoglobin.

5. Multiple Disabilities (more than one of the above specified disabilities) including deaf blindness which means a condition in which a person may have combination of hearing and visual impairments causing severe communication, developmental, and educational problems.

6. Any other category as may be notified by the Central Government.

**Note:** Any amendment to the Schedule to the RPWD Act, 2016, shall consequently stand amended in the above schedule.

शरीरमाद्यं खलु धर्मसाधनम्



**PROFORMA FOR OTHER BACKWARD CLASS (OBC) CERTIFICATE**

**(Certificate to be Produced by other Backward Classes applying for Admission to Central Educational Institutions (CEIs), Under The Government of India)**

This is to certify that Shri / Smt./Kum. \_\_\_\_\_  
Son/Daughter \_\_\_\_\_ of Shri/Smt. \_\_\_\_\_ of  
Village/Town \_\_\_\_\_ District/Division \_\_\_\_\_ in the \_\_\_\_\_ State  
belongs to the \_\_\_\_\_ Community which is recognized as a backward class under:

- (i) Resolution No. 12011/68/93-BCC(C) dated 10/09/93 published in the Gazette of India Extraordinary part I Section I No. 186 dated 13/09/93.
- (ii) Resolution No. 12011/9/94-BCC dated 19/10/94-BCC dated 19/10/94 published in the Gazette of India Extraordinary part I Section I No. 163 dated 20/10/94.
- (iii) Resolution No. 12011/7/95-BCC dated 24/05/95 published in the Gazette of India Extraordinary part I Section I dated 25/05/95.
- (iv) Resolution No. 12011/96/94-BCC dated 09/03/96.
- (v) Resolution No. 12011/44/94-BCC dated 06/12/96 published in the Gazette of India Extraordinary part I Section I No. 210 dated 11/12/96.
- (vi) Resolution No. 12011/13/97-BCC dated 03/12/97.
- (vii) Resolution No. 12011/99/94-BCC dated 11/12/97.
- (viii) Resolution No. 12011/68/98-BCC dated 27/10/99.
- (ix) Resolution No. 12011/88/99-BCC dated 06/12/99 published in the Gazette of India Extraordinary Part I Section I No. 270 dated 06/12/99.
- (x) Resolution No. 12011/36/99-BCC dated 04/04/2000 published in the Gazette of India Extraordinary Part I Section I No. 71 dated 04/04/2000.
- (xi) Resolution No. 12011/44/99-BCC dated 21/09/2000 published in the Gazette of India Extraordinary Part I Section 1 No. 210 dated 21/09/2000
- (xii) Resolution No. 12015/09/2000-BCC dated 06/09/2001.
- (xiii) Resolution No. 12011/01/2001-BCC dated 19/06/2003.
- (xiv) Resolution No. 12011/04/2002-BCC dated 13/01/2004.
- (xv) Resolution No. 12011/09/2004-BCC dated 16/01/2006 published in the Gazette of India Extraordinary Part I Section I No. 210 dated 16/01/2006.

Shri/Smt./Kum. \_\_\_\_\_ and/or his family ordinarily reside(s)  
in the \_\_\_\_\_ District/Division of \_\_\_\_\_ State.

This is also to certify that he/she does not belong to the persons/sections (Creamy Layer) mentioned in Column 3 of the Scheduled to the Government of India. Department of Personnel & Training O.M. No. 36012/22/93-Estt. (SCT ) dated 08/09/93 which is modified vide OM No. 36033/3/2004 Estt. (Res.) dated 09/03/2004 or the latest notification of the Government of India.

Dated :

District Magistrate/Competent Authority Seal

**NOTE:**

a) The Term Ordinarily used here will have the same meaning as in Section 20 of the Representation of the People Act, 1950.

(b) The authorities competent to issue Caste Certificates are indicated below:

- (i) District Magistrate/Additional Magistrate/Collector/Deputy Commissioner/Additional Deputy Commissioner/Deputy Collector/Ist Class Stipendiary Magistrate/Sub-Divisional Magistrate/ Taluka Magistrate/Executive Magistrate/Extra Assistant Commissioner (not below the rank of Ist Class Stipendiary Magistrate.)
- (ii) Chief Presidency Magistrate/Additional Chief Presidency Magistrate/Presidency Magistrate.
- (iii) Revenue Officer not below the rank of Tehsildar.
- (iv) Sub-Divisional Officer of the area where the candidate and/or his family resides.

## FORM OF SC/ST CERTIFICATE PRESCRIBED

Form of certificate as prescribed in M.H.A., O.M., No. 42/21/49-N.G.S. dated the 28.1.1952, as revised in Dept. of Per-& A.R. letter No. 36012/6/76-Est. (S.CT), dated the 29.10.1977, to be produced by candidate belonging to a Scheduled Caste or a Scheduled Tribe in support of his/her claim.

### CASTE CERTIFICATE

This is to certify that Shri/Smt./Kum.\*..... son/daughter\*of.....of village/town\*.....in district/Division\*.....of the State/Union Territory\*..... belongs to the .....Caste/Tribe which is recognised as a Scheduled Caste/Scheduled Tribe\* under :

- The Constitution (Scheduled Caste) Order, 1950
- The Constitution (Scheduled Tribe) Order, 1950
- The Constitution (Scheduled Caste) (Union Territories) Order, 1951
- The Constitution (Scheduled Tribe) (Union Territories) Order, 1951

% 1. (as amended by the Scheduled Caste and Scheduled Tribes Lists (Modification) Order, 1956, the Bombay Re-organization Act, 1960, the Punjab Re-organization Act, 1966, the State of Himachal Pradesh Act, 1970 the North Eastern Areas (Re-organization) Act, 1971 and the Scheduled Castes and Scheduled Tribes Orders, (Amendment) Act, 1976). The Constitution (Jammu and Kashmir) Scheduled Caste Order, 1956.

- The Constitution (Andaman and Nicobar Islands) Scheduled Tribes Order, 1959.
- The Constitution (Dadra and Nagar Haveli) Scheduled Caste Order, 1962.
- The Constitution (Dadra and Nagar Haveli) Scheduled Tribes Order, 1962.
- The Constitution (Pondichery) Scheduled Caste Order, 1964
- The Constitution (Uttar Pradesh) (Scheduled Tribes) Order, 1967
- The Constitution (Goa, Daman & Diu) Scheduled Caste Order, 1968.
- The Constitution (Goa, Daman & Diu) Scheduled Tribes Order, 1968.
- The Constitution (Nagaland) Scheduled Tribes Order, 1970.
- The Constitution (Sikkim) Scheduled Caste Order, 1978.
- The Constitution (Sikkim) Scheduled Tribes Order, 1978.

% 2. Applicable in the case of Scheduled Caste/Schedule Tribe persons who have migrated from one State/ Union Territory Administration:

This certificate is issued on the basis of the Scheduled Caste/Scheduled Tribe certificate issued to Shri / Smt\*.....father/mother of Shri/Smt/Kum\*.....of village/town\*..... in District/Division\* of the State/Union Territory\* ..... who belongs to the.....caste/tribe which is recognised as a Scheduled Caste/Scheduled Tribe\* in the State/Union Territory\* ..... issued by the (name of prescribed authority) vide their No.....date..... % 3. Shri\*/Smt.\*/Kum\* ..... and/or his/her\* family ordinary reside(s) in village/town\* ..... of the State/Union Territory of..... Signature.....

Place ..... State/Union Territory \*\*Designation.....  
Date ..... (With seal of Office)

•Please delete the words which are not applicable.

•Please quote specific Presidential Order.

% Delete the paragraph which is not applicable.

\*\*Should be signed by the Authorities empowered to issue Scheduled Caste/Scheduled Tribe certificates as specified above.

**Note:**

The information will appear in the website strictly as per time schedule laid down in the prospectus. Telephonic queries / written requests prior to the scheduled date mentioned in the prospectus regarding receipt of application, acceptance, hosting of admit cards etc. will not be entertained.

**For enquiries relating to Entrance Examination please contact:**

**Assistant Controller (Exams)  
Examination Section  
All India Institute of Medical Sciences (AIIMS)  
Ansari Nagar, New Delhi -110 608  
Tel: 26589900, 26588500 Extn. 6421, 4499, 6422  
Fax: 011 2658 8789**

**DISCLAIMER**

The prospectus is a compilation of information obtained and collated from Examination and Academic Sections of AIIMS, New Delhi, other new AIIMS and related sources. Due care has been taken to faithfully reproduce the information provided by various sources.

The AIIMS, New Delhi disclaims any liability towards any individual or group of individuals for any loss or damages caused due to him/her arising out of any action taken on the basis of any information contained in this prospectus that may be due to inadvertent omissions or errors or for any other reason whatsoever.

The AIIMS, New Delhi reserves the right to suitably modify, update or delete or add any part of the prospectus as may be considered necessary by the competent authorities.